



SECURITIES AND EXCHANGE COMMISSION
Protecting Investors in the Capital Markets

Date

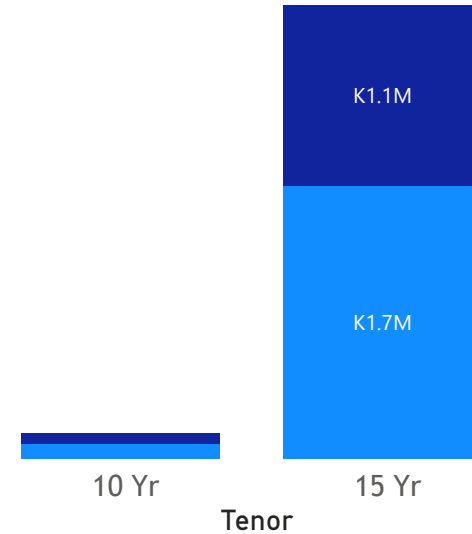
< Wednesday, 3 January 2024 >

GRZ Bonds Secondary Market Trade Summary Report

Consideration and Nominal Value

● Nominal Value ● Market Value

Nominal Value and Market Value




Range of Trade Prices (ZMW)*

Tenor	Min	Max
15 Yr	57.45	70.27
10 Yr	69.14	69.43

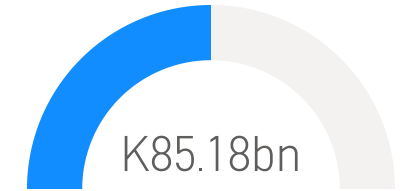
Range of Yields Rates*

Tenor	Min	Max
15 Yr	22.15	26.21
10 Yr	24.00	24.36

Market Value YTD



Nominal Value YTD



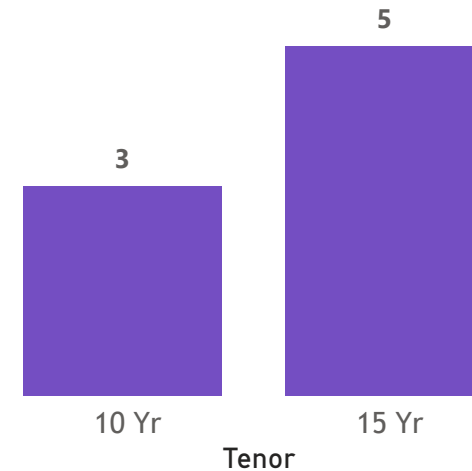
K1.8M
Total Nominal Value

K1.2M
Total Market Value

8
Number of Trades

No. of Trades by Tenor

Trades



Primary Market January 22 2024 Auction

Tenor	Cut- Off Yield Rate	Coupon Rates	Range of Successful Yield Rates
2 Years	17.00	17	14.0000-17.0000
3 Years	22.00	20	20.0000-20.0000
5 Years	22.50	22	21.5000-22.0000
7 Years	23.00	23	21.5000-23.0000
10 Years	25.50	25	10.0000-24.97000
15 Years	26.70	26	11.0000-26.5000

*Disclaimer: This content is prepared from information received by the Commission through third-party reports. The range of prices by tenor and range of yields by tenor are based on dealer submissions. The content is indicative and intended for informational purposes only and shall not in any way be deemed to be investment advice, guidance or recommendation of the SEC. Users are responsible for making investment decisions and are advised to obtain independent professional advice before acting on or using this

GRZ Bonds Secondary Market Trade Summary Report

ISIN Code	Coupon Rate	Issue Date	Maturity Date	Trade Date/ Valuation Date	Years To Maturity	Nominal Value	Market Value	Min Trade Price	Max Trade Price	Min Yield	Max Yield
ZM1000004383	14	01/06/2020	01/06/2035	03/01/2024	12	K377,530.00	K216,820.04	57.45	57.45	26.21	26.21
ZM1000003120	14	05/12/2016	05/12/2031	01/02/2024	7	K717,000.00	K499,304.98	69.64	69.64	23.46	23.46
ZM1000004979	13	20/09/2021	20/09/2031	27/12/2023	7	K72,000.00	K49,989.25	69.43	69.43	24.36	24.36
ZM1000005919	14	21/08/2023	21/08/2038	27/12/2023	14	K234,000.00	K149,748.13	63.99	63.99	24.35	24.35
ZM1000003062	14	21/11/2016	21/11/2031	27/12/2023	7	K355,000.00	K249,458.71	70.27	70.27	22.15	22.15
ZM1000004672	13	25/01/2021	25/01/2031	03/01/2024	7	K18,020.00	K12,465.74	69.14	69.14	24.00	24.00