



SECURITIES AND EXCHANGE COMMISSION
Protecting Investors in the Capital Markets

Date

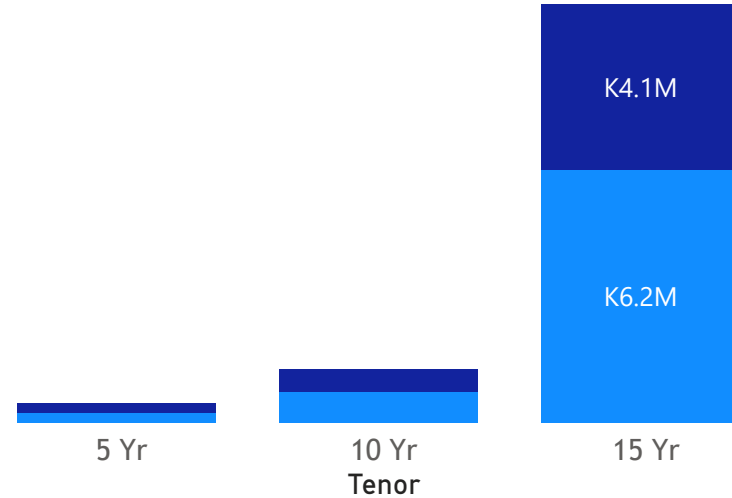
Tuesday, 2 January 2024

GRZ Bonds Secondary Market Trade Summary Report

Consideration and Nominal Value

● Nominal Value ● Market Value

Nominal Value and Market Value



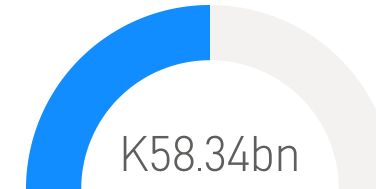
Range of Trade Prices (ZMW)*

Tenor	Min	Max
5 Yr	94.74	94.74
15 Yr	63.83	70.27
10 Yr	69.43	73.57

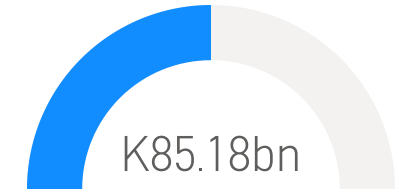
Range of Yields Rates*

Tenor	Min	Max
5 Yr	15.53	15.53
15 Yr	22.69	24.36
10 Yr	22.15	22.54

Market Value YTD



Nominal Value YTD

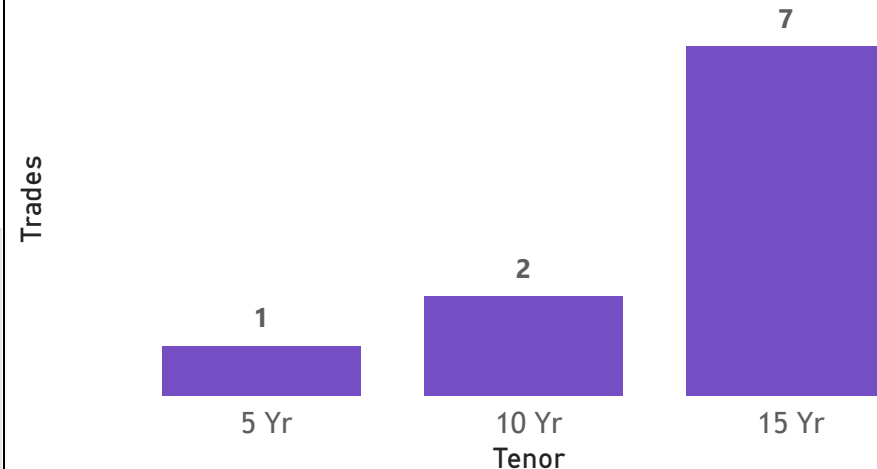


K7.2M
Total Nominal Value

K4.9M
Total Market Value

10
Number of Trades

No. of Trades by Tenor



Primary Market November 24 2023 Auction

Tenor	CUT- OFF YIELD RATE	COUPON RATES	Range of Successful Yield Rates
2 Years	17	9	9.0000-17.0000
15 Years	26.95	14	15.0000-26.9500
10 Years	25.5	13	13.0000-25.5000
7 Years	24	12	19.0000-24.0000
5 Years	22.5	11	17.0000-22.5000
3 Years	22	10	17.0000-22.0000

*Disclaimer: This content is prepared from information received by the Commission through third-party reports. The range of prices by tenor and range of yields by tenor are based on dealer submissions. The content is indicative and intended for informational purposes only and shall not in any way be deemed to be investment advice, guidance or recommendation of the SEC. Users are responsible for making investment decisions and are advised to obtain independent professional advice before acting on or using this

GRZ Bonds Secondary Market Trade Summary Report

ISIN Code	Coupon Rate	Issue Date	Maturity Date	Trade Date/ Valuation Date	Years To Maturity	Nominal Value	Market Value	Min Trade Price	Max Trade Price	Min Yield	Max Yield
ZM1000004383	14	06/01/2020	01/06/2035	02/01/2024	12	K3,070,000.00	K1,996,172.25	65.02	65.02	23.10	23.10
ZM1000003120	14	12/05/2016	12/05/2031	27/12/2023	8	K717,000.00	K499,304.98	69.64	69.64	22.71	22.71
ZM1000004979	13	20/09/2021	20/09/2031	27/12/2023	8	K72,000.00	K49,989.25	69.43	69.43	22.54	22.54
ZM1000005919	14	21/08/2023	21/08/2038	26/12/2023	14	K1,409,000.00	K899,419.67	63.83	63.83	24.36	24.36
ZM1000005919	14	21/08/2023	21/08/2038	27/12/2023	15	K234,000.00	K149,748.13	63.99	63.99	24.36	24.36
ZM1000003062	14	21/11/2016	21/11/2031	26/12/2023	7	K151,000.00	K99,361.98	65.80	65.80	24.35	24.35
ZM1000003062	14	21/11/2016	21/11/2031	27/12/2023	15	K355,000.00	K249,458.71	70.27	70.27	22.69	22.69
ZM1000003872	14	23/04/2018	23/04/2033	26/12/2023	9	K297,000.00	K199,735.65	67.25	67.25	23.46	23.46
ZM1000004672	13	25/01/2021	25/01/2031	26/12/2023	7	K679,000.00	K499,559.18	73.57	73.57	22.15	22.15
ZM1000004334	11	01/05/2020	27/04/2025	02/01/2024	1	K233,000.00	K225,527.98	94.74	94.74	15.53	15.53