



SECURITIES AND EXCHANGE COMMISSION
Protecting Investors in the Capital Markets

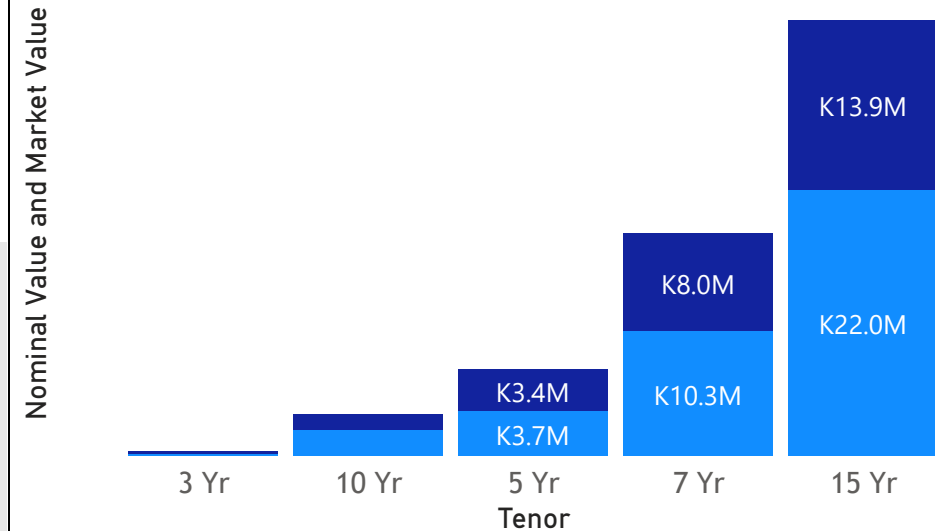
Date

< Friday, 18 August 2023

GRZ Bonds Secondary Market Trade Summary Report

Consideration and Nominal Value

● Nominal Value ● Market Value



Range of Trade Prices (ZMW)*

Tenor	Low	High
7 Yr	67.57	99.90
5 Yr	85.07	93.18
3 Yr	99.00	99.00
15 Yr	60.37	72.67
10 Yr	54.41	72.25

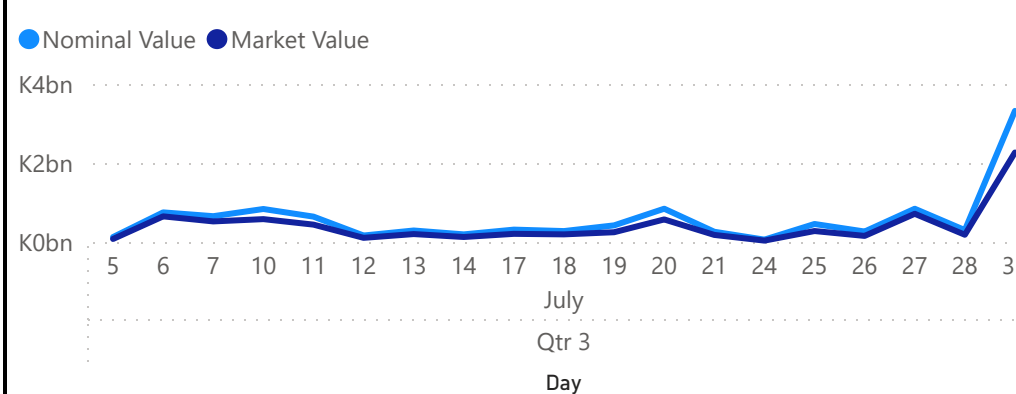
Range of Yields Rates*

Tenor	Low	High
7 Yr	15.45	23.59
5 Yr	18.66	22.79
3 Yr	15.25	15.25
15 Yr	23.33	24.25
10 Yr	23.00	26.00

Primary Market August 23 2023 Auction

Tenor	Cut- Off Yield Rate	Coupon Rates	Range of Successful Yield Rates	Cut- Off Bid Price (K)
2 Years	18.00	9	17.0000-18.0000	85.42
3 Years	22.00	10	20.0000-22.0000	74.62
5 Years	24.50	11	22.5000-24.5000	62.25
7 Years	25.30	12	24.0000-25.3000	57.35
10 Years	26.75	13	20.0000-26.7500	52.77
15 Years	27.75	14	24.0000-27.7500	51.46

July 2023 Activity



K38.4M

Total Nominal Value

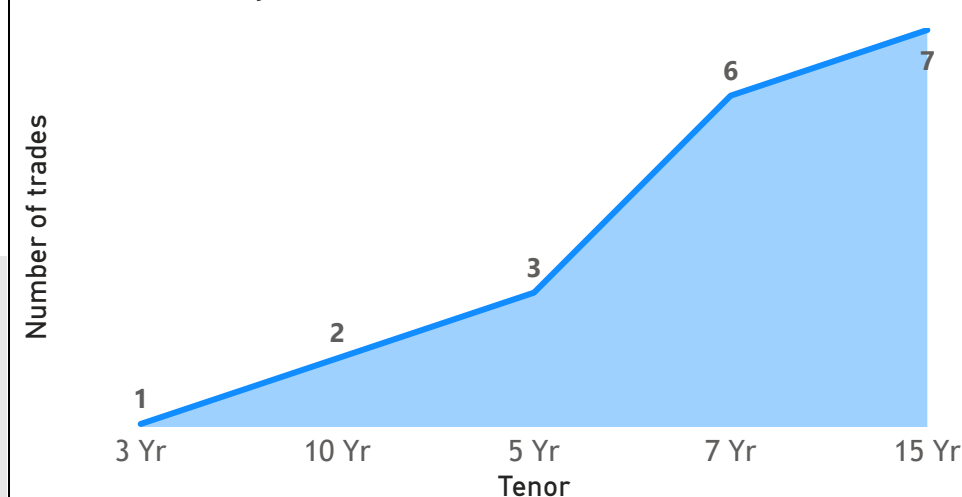
K26.8M

Total Market Value

19

Number of Trades

No. of Trades by Tenor



*Disclaimer: This content is prepared from information received by the Commission through third-party reports. The range of prices by tenor and range of yields by tenor are based on dealer submissions. The content is indicative and intended for informational purposes only and shall not in any way be deemed to be investment advice, guidance or recommendation of the SEC. Users are responsible for making investment decisions and are advised to obtain independent professional advice before acting on or using this information.

GRZ Bonds Secondary Market Trade Summary Report

ISIN Code	Coupon Rate	Issue Date	Maturity Date	Trade Date/ Valuation Date	Years To Maturity	Nominal Value	Market Value	Min Trade Price	Max Trade Price	Min Yield	Max Yield
ZM1000004383	14.00	01/06/2020	01/06/2035	15/08/2023	11	K779,000.00	K499,546.06	64.13	64.13	23.99	23.99
ZM1000005000	12.00	01/11/2021	01/11/2028	15/08/2023	5	K3,990,000.00	K2,999,433.09	75.17	75.17	21.25	21.25
ZM1000004094	11.00	17/06/2019	17/06/2024	08/11/2023	0	K2,561,000.00	K2,386,319.81	93.18	93.18	22.79	22.79
ZM1000003997	13.00	17/12/2018	17/12/2028	15/08/2023	5	K449,000.00	K324,411.11	72.25	72.25	23.00	23.00
ZM1000003344	12.00	18/12/2017	18/12/2024	08/11/2023	1	K948,000.00	K867,061.90	91.46	91.46	21.32	21.32
ZM1000005463	14.00	19/09/2022	19/09/2037	15/08/2023	14	K3,682,000.00	K2,399,833.23	65.18	65.18	24.25	24.25
ZM1000004946	10.00	20/09/2021	20/09/2024	15/08/2023	1	K202,000.00	K199,977.55	99.00	99.00	15.25	15.25
ZM1000005406	14.00	22/08/2022	22/08/2037	15/08/2023	14	K679,000.00	K449,596.74	66.21	66.21	24.25	24.25
ZM1000002940	14.00	23/05/2016	23/05/2031	15/08/2023	7	K289,000.00	K199,365.17	68.98	68.98	23.90	23.90
ZM1000003203	12.00	24/04/2017	24/04/2024	08/11/2023	0	K1,512,000.00	K1,461,453.01	96.66	96.66	23.59	23.59
ZM1000005802	12.00	26/06/2023	26/06/2030	15/08/2023	6	K3,698,000.00	K2,498,659.68	67.57	67.57	21.81	21.81
ZM1000005810	13.00	26/06/2023	26/06/2033	18/08/2023	9	K1,707,000.00	K963,450.21	54.41	54.41	26.00	26.00
ZM1000003187	14.00	27/02/2017	27/02/2032	15/08/2023	8	K3,440,000.00	K2,499,712.47	72.67	72.67	23.33	23.33
ZM1000004839	11.00	28/06/2021	28/06/2026	16/08/2023	2	K1,175,000.00	K999,548.84	85.07	85.07	18.66	18.66
ZM1000003310	12.00	30/10/2017	30/10/2024	15/08/2023	1	K180,000.00	K179,822.77	99.90	99.90	15.45	15.45