



**SECURITIES AND EXCHANGE COMMISSION**  
Protecting Investors in the Capital Markets

Date

< Wednesday, 16 August 2023 >

**K132.8M**

Total Nominal Value

**K8.3M**

Total Market Value

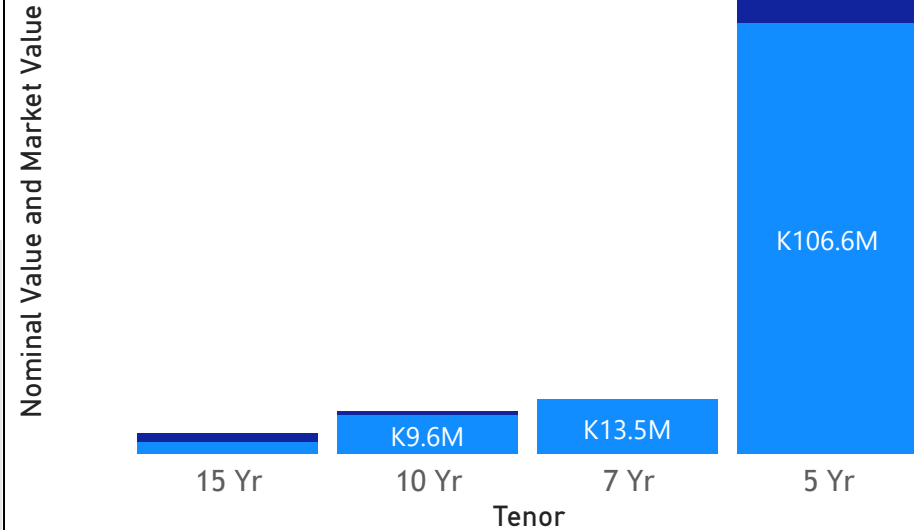
**22**

Number of Trades

# GRZ Bonds Secondary Market Trade Summary Report

## Consideration and Nominal Value

● Nominal Value ● Market Value



## Range of Trade Prices (ZMW)\*

Tenor	Min	Max
7 Yr	0.00	0.00
5 Yr	0.00	85.86
15 Yr	63.56	65.41
10 Yr	0.00	96.04

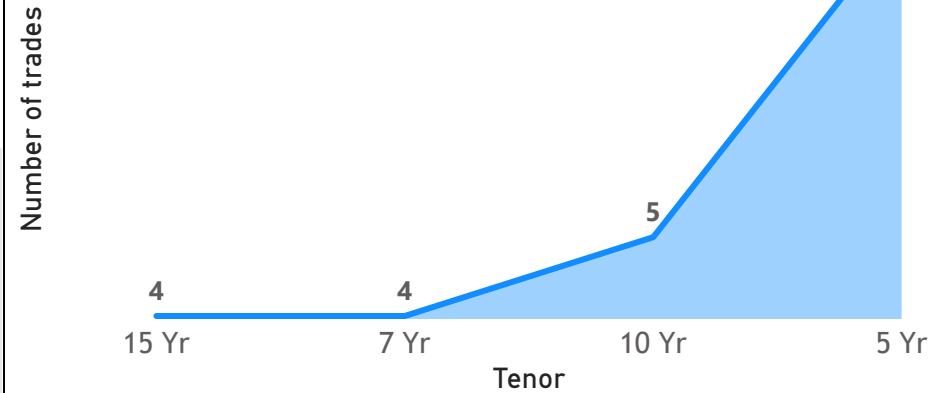
## Range of Yields Rates\*

Tenor	Min	Max
7 Yr	0.00	0.00
5 Yr	18.25	18.25
15 Yr	23.50	23.50
10 Yr	23.03	26.00

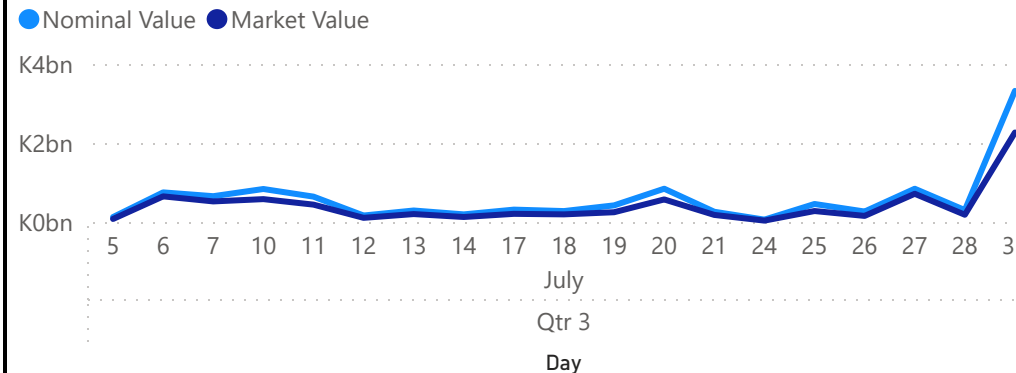
## Primary Market August 23 2023 Auction

Tenor	Cut- Off Yield Rate	Coupon Rates	Range of Successful Yield Rates	Cut- Off Bid Price (K)
2 Years	18.00	9	17.0000-18.0000	85.42
3 Years	22.00	10	20.0000-22.0000	74.62
5 Years	24.50	11	22.5000-24.5000	62.25
7 Years	25.30	12	24.0000-25.3000	57.35
10 Years	26.75	13	20.0000-26.7500	52.77
15 Years	27.75	14	24.0000-27.7500	51.46

## No. of Trades by Tenor



## July 2023 Activity



\*Disclaimer: This content is prepared from information received by the Commission through third-party reports. The range of prices by tenor and range of yields by tenor are based on dealer submissions. The content is indicative and intended for informational purposes only and shall not in any way be deemed to be investment advice, guidance or recommendation of the SEC. Users are responsible for making investment decisions and are advised to obtain independent professional advice before acting on or using this information.

# GRZ Bonds Secondary Market Trade Summary Report

ISIN Code	Coupon Rate	Issue Date	Maturity Date	Trade Date/ Valuation Date	Years To Maturity	Nominal Value	Market Value	Min Trade Price	Max Trade Price	Min Yield	Max Yield
ZM1000004383	14.00	01/06/2020	01/06/2035	16/08/2023	11	K531,024.00	K347,338.98	65.41	65.41	23.50	23.50
ZM1000002197	13.00	27/05/2014	24/05/2024	08/09/2023	0	K601,000.00	K577,182.05	96.04	96.04	23.03	23.03
ZM1000005570	13.00	27/12/2022	27/12/2032	16/08/2023	9	K351,000.00	K199,485.78	54.98	54.98	26.00	26.00
ZM1000005109	14.00	27/12/2021	27/12/2036	16/08/2023	13	K2,600,000.00	K1,652,547.54	63.56	63.56	23.50	23.50
ZM1000004839	11.00	28/06/2021	28/06/2026	16/08/2023	2	K6,405,046.00	K5,499,585.75	85.86	85.86	18.25	18.25