



SECURITIES AND EXCHANGE COMMISSION
Protecting Investors in the Capital Markets

Date

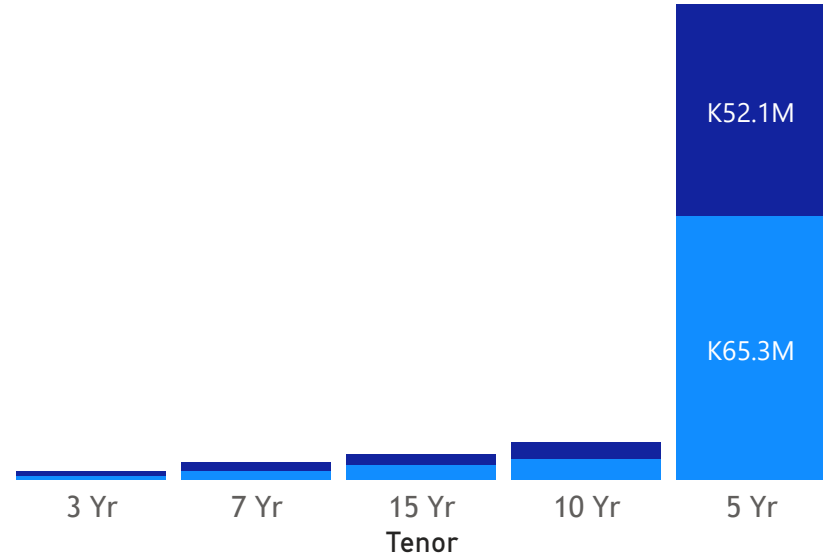
< Tuesday, 15 August 2023 >

GRZ Bonds Secondary Market Trade Summary Report

Consideration and Nominal Value

● Nominal Value ● Market Value

Nominal Value and Market Value



Range of Trade Prices (ZMW)*

Tenor	Min	Max
7 Yr	96.41	96.61
5 Yr	71.78	93.14
3 Yr	86.58	86.58
15 Yr	59.37	72.53
10 Yr	62.55	96.08

Range of Yields Rates*

Tenor	Min	Max
7 Yr	21.94	23.57
5 Yr	22.77	24.73
3 Yr	23.60	23.60
15 Yr	23.33	24.50
10 Yr	23.00	23.29

K77.7M

Total Nominal Value

K61.8M

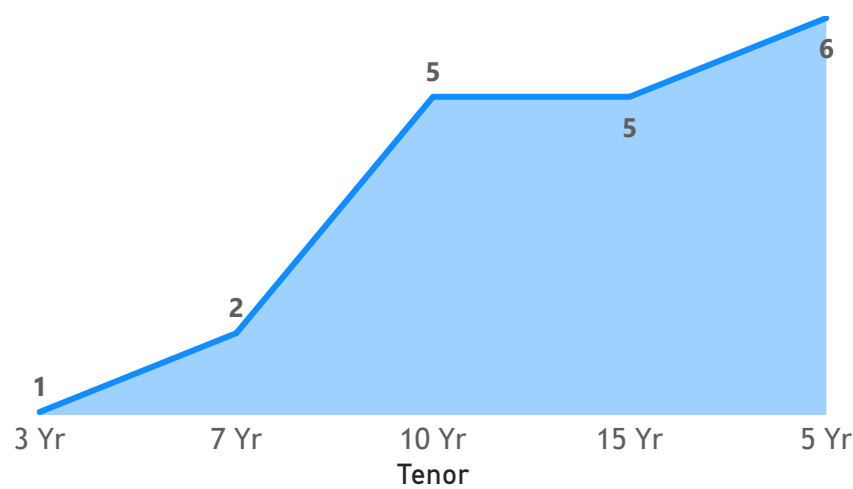
Total Market Value

19

Number of Trades

No. of Trades by Tenor

Number of trades

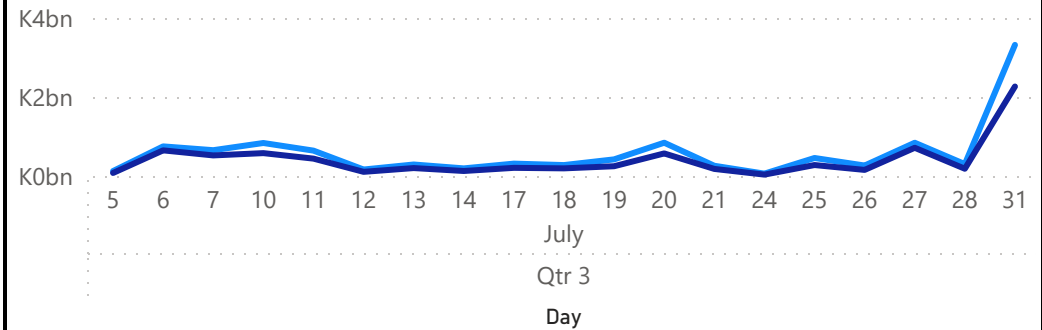


Primary Market August 23 2023 Auction

Tenor	Cut- Off Yield Rate	Coupon Rates	Range of Successful Yield Rates	Cut- Off Bid Price (K)
2 Years	18.00	9	17.0000-18.0000	85.42
3 Years	22.00	10	20.0000-22.0000	74.62
5 Years	24.50	11	22.5000-24.5000	62.25
7 Years	25.30	12	24.0000-25.3000	57.35
10 Years	26.75	13	20.0000-26.7500	52.77
15 Years	27.75	14	24.0000-27.7500	51.46

July 2023 Activity

● Nominal Value ● Market Value



*Disclaimer: This content is prepared from information received by the Commission through third-party reports. The range of prices by tenor and range of yields by tenor are based on dealer submissions. The content is indicative and intended for informational purposes only and shall not in any way be deemed to be investment advice, guidance or recommendation of the SEC. Users are responsible for making investment decisions and are advised to obtain independent professional advice before acting on or using this information.

GRZ Bonds Secondary Market Trade Summary Report

ISIN Code	Coupon Rate	Issue Date	Maturity Date	Trade Date/ Valuation Date	Years To Maturity	Nominal Value	Market Value	Min Trade Price	Max Trade Price	Min Yield	Max Yield
ZM1000003286	12.00	04/09/2017	04/09/2024	10/08/2023	1	K1,044,000.00	K1,006,482.61	96.41	96.41	21.94	21.94
ZM1000004094	11.00	17/06/2019	17/06/2024	10/08/2023	0	K725,000.00	K675,248.20	93.14	93.14	22.77	22.77
ZM1000003997	13.00	17/12/2018	17/12/2028	15/08/2023	5	K1,107,910.00	K800,009.66	72.15	72.15	23.00	23.00
ZM1000005182	10.00	23/03/2022	23/03/2025	10/08/2023	1	K1,163,000.00	K1,006,890.54	86.58	86.58	23.60	23.60
ZM1000003203	12.00	24/04/2017	24/04/2024	10/08/2023	0	K1,191,000.00	K1,150,617.58	96.61	96.61	23.57	23.57
ZM1000002197	13.00	27/05/2014	24/05/2024	08/09/2023	0	K601,000.00	K577,182.05	96.04	96.04	23.03	23.03
ZM1000002197	13.00	27/05/2014	24/05/2024	10/08/2023	0	K1,178,000.00	K1,131,839.65	96.08	96.08	23.05	23.05
ZM1000005851	14.00	24/07/2023	24/07/2038	10/08/2023	15	K1,168,000.00	K699,738.70	59.91	59.91	24.25	24.25
ZM1000005851	14.00	24/07/2023	24/07/2038	15/08/2023	14	K505,254.00	K299,959.94	59.37	59.37	24.50	24.50
ZM1000004656	11.00	25/01/2021	25/01/2026	10/08/2023	2	K6,436,000.00	K4,919,747.70	76.44	76.44	24.73	24.73
ZM1000005810	13.00	26/06/2023	26/06/2033	10/08/2023	9	K2,398,000.00	K1,499,853.61	62.55	62.55	23.29	23.29
ZM1000003187	14.00	27/02/2017	27/02/2032	10/08/2023	8	K2,067,000.00	K1,499,285.87	72.53	72.53	23.33	23.33
ZM1000004334	11.00	27/04/2020	27/04/2025	10/08/2023	1	K3,223,000.00	K2,789,295.99	86.54	86.54	23.46	23.46
ZM1000004433	11.00	27/07/2020	27/07/2025	10/08/2023	1	K90,000.00	K73,980.63	82.20	82.20	23.22	23.22
ZM1000005075	11.00	27/12/2021	27/12/2026	10/08/2023	3	K127,000.00	K91,154.26	71.78	71.78	24.40	24.40