



**SECURITIES AND EXCHANGE COMMISSION**  
Protecting Investors in the Capital Markets

Date

< Monday, 14 August 2023 >

**K209.6M**

Total Nominal Value

**K131.4M**

Total Market Value

**38**

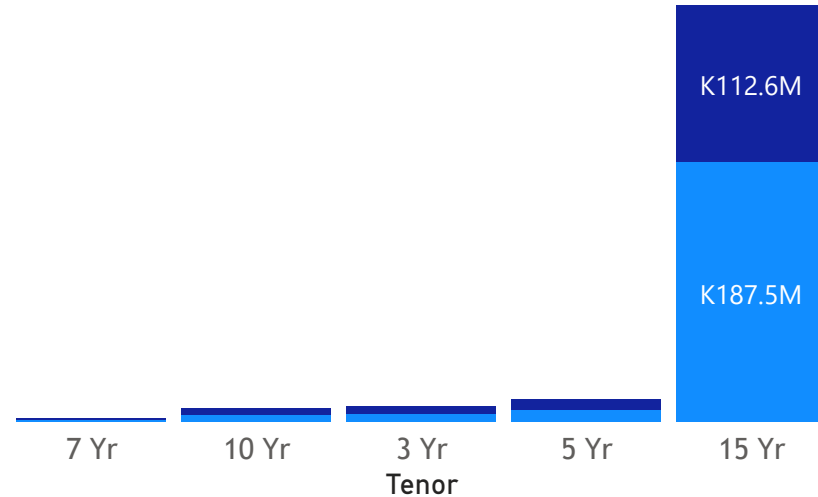
Number of Trades

# GRZ Bonds Secondary Market Trade Summary Report

## Consideration and Nominal Value

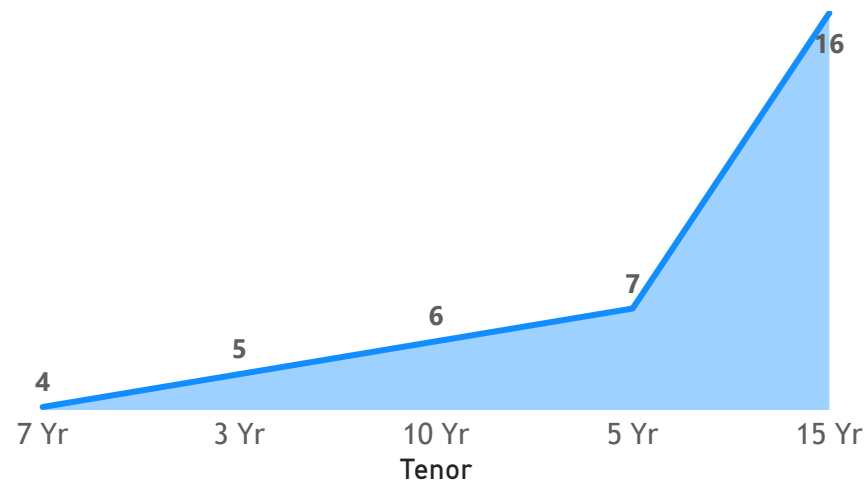
● Nominal Value ● Market Value

Nominal Value and Market Value



## No. of Trades by Tenor

Number of trades



## Range of Trade Prices (ZMW)\*

Tenor	Min Price	Max Price
7 Yr	59.64	77.94
5 Yr	76.20	93.08
3 Yr	88.38	96.32
15 Yr	55.87	87.84
10 Yr	57.83	99.02

## Range of Yields Rates\*

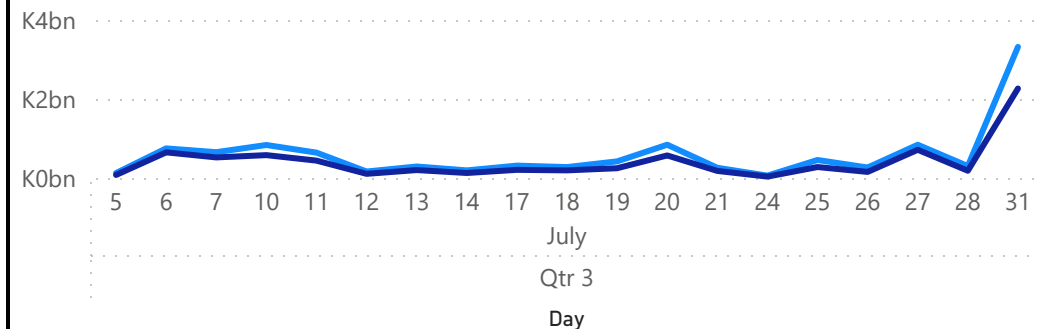
Tenor	Min Yield	Max Yield
7 Yr	20.91	28.00
5 Yr	18.66	24.73
3 Yr	14.10	26.00
15 Yr	21.93	26.00
10 Yr	18.50	26.36

## Primary Market August 23 2023 Auction

Tenor	Cut- Off Yield Rate	Coupon Rates	Range of Successful Yield Rates	Cut- Off Bid Price (K)
2 Years	18.00	9	17.0000-18.0000	85.42
3 Years	22.00	10	20.0000-22.0000	74.62
5 Years	24.50	11	22.5000-24.5000	62.25
7 Years	25.30	12	24.0000-25.3000	57.35
10 Years	26.75	13	20.0000-26.7500	52.77
15 Years	27.75	14	24.0000-27.7500	51.46

## July 2023 Activity

● Nominal Value ● Market Value



\*Disclaimer: This content is prepared from information received by the Commission through third-party reports. The range of prices by tenor and range of yields by tenor are based on dealer submissions. The content is indicative and intended for informational purposes only and shall not in any way be deemed to be investment advice, guidance or recommendation of the SEC. Users are responsible for making investment decisions and are advised to obtain independent professional advice before acting on or using this information.

# GRZ Bonds Secondary Market Trade Summary Report

ISIN Code	Coupon Rate	Issue Date	Maturity Date	Trade Date/ Valuation Date	Years To Maturity	Nominal Value	Market Value	Min Trade Price	Max Trade Price	Min Yield	Max Yield
ZM1000004383	14.00	01/06/2020	01/06/2035	14/08/2023	11	K178,000,000.00	K106,591,028.80	56.88	59.76	25.60	25.75
ZM1000005000	12.00	01/11/2021	01/11/2028	09/08/2023	5	K1,333,000.00	K999,850.71	75.01	75.01	21.25	21.25
ZM1000004094	11.00	17/06/2019	17/06/2024	08/04/2023	1	K1,500,000.00	K1,393,358.96	92.89	92.89	22.73	22.73
ZM1000004094	11.00	17/06/2019	17/06/2024	09/08/2023	0	K1,484,000.00	K1,381,346.46	93.08	93.08	22.77	22.77
ZM1000001637	14.00	21/11/2011	17/11/2026	09/08/2023	3	K579,000.00	K508,592.64	87.84	87.84	22.00	22.00
ZM1000005463	14.00	19/09/2022	19/09/2037	09/08/2023	14	K1,617,000.00	K1,049,268.57	64.15	65.01	24.25	24.60
ZM1000004946	10.00	20/09/2021	20/09/2024	09/08/2023	1	K155,000.00	K148,545.96	95.84	95.84	18.50	18.50
ZM1000003062	14.00	21/11/2016	21/11/2031	09/08/2023	8	K408,000.00	K299,737.91	73.47	73.47	21.93	21.93
ZM1000005406	14.00	22/08/2022	22/08/2037	09/08/2023	14	K757,000.00	K499,988.79	66.05	66.05	24.25	24.25
ZM1000002197	13.00	27/05/2014	24/05/2024	08/10/2023	0	K1,106,000.00	K1,059,921.63	95.83	95.83	22.99	22.99
ZM1000002197	13.00	27/05/2014	24/05/2024	09/08/2023	0	K903,000.00	K876,235.27	96.04	99.02	18.50	23.03
ZM1000005851	14.00	24/07/2023	24/07/2038	09/08/2023	15	K3,544,000.00	K2,114,356.55	59.01	59.87	24.25	24.60
ZM1000005851	14.00	24/07/2023	24/07/2038	14/08/2023	14	K2,086,906.00	K1,166,000.12	55.87	55.87	26.00	26.00
ZM1000004649	10.00	25/01/2021	25/01/2024	08/04/2023	0	K4,774,000.00	K4,487,094.86	93.81	94.01	25.50	26.00
ZM1000004656	11.00	25/01/2021	25/01/2026	08/10/2023	2	K4,233,000.00	K3,225,844.28	76.20	76.21	24.72	24.73
ZM1000004656	11.00	25/01/2021	25/01/2026	09/08/2023	2	K1,042,000.00	K796,007.14	76.39	76.39	24.73	24.73
ZM1000004672	13.00	25/01/2021	25/01/2031	08/04/2023	7	K110,000.00	K63,613.95	57.83	57.83	26.36	26.36
ZM1000005810	13.00	26/06/2023	26/06/2033	09/08/2023	9	K1,919,000.00	K1,199,532.46	62.51	62.51	23.29	23.29
ZM1000003187	14.00	27/02/2017	27/02/2032	09/08/2023	8	K513,000.00	K371,876.45	72.49	72.49	23.33	23.33
ZM1000004334	11.00	27/04/2020	27/04/2025	09/08/2023	1	K25,000.00	K21,625.71	86.50	86.50	23.45	23.45
ZM1000005067	10.00	27/12/2021	27/12/2024	09/08/2023	1	K1,055,000.00	K947,536.42	88.38	96.32	14.10	21.32
ZM1000004839	11.00	28/06/2021	28/06/2026	09/08/2023	2	K720,000.00	K611,293.24	84.90	84.90	18.66	18.66
ZM1000002254	13.00	01/09/2014	29/08/2024	08/10/2023	0	K1,442,000.00	K1,408,464.31	97.67	97.67	21.95	21.95