



SECURITIES AND EXCHANGE COMMISSION
Protecting Investors in the Capital Markets

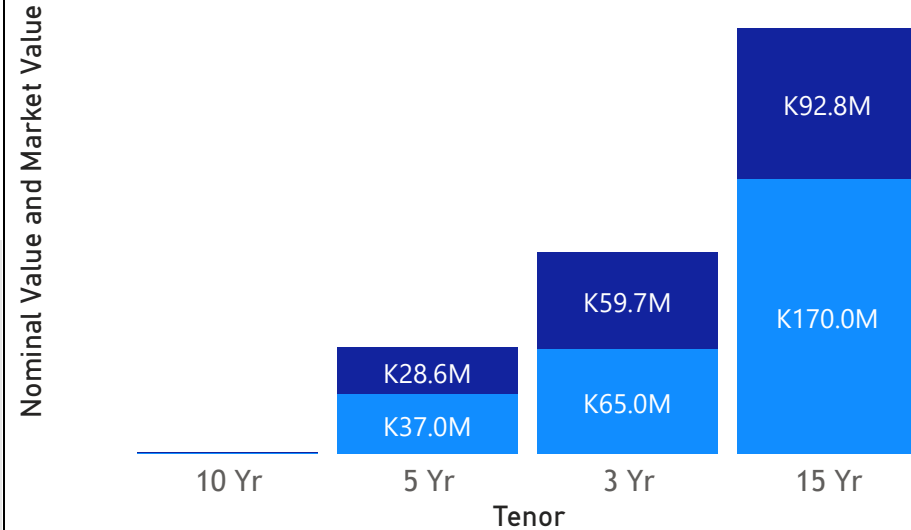
Date

< Friday, 11 August 2023

GRZ Bonds Secondary Market Trade Summary Report

Consideration and Nominal Value

● Nominal Value ● Market Value



Range of Trade Prices (ZMW)*

Tenor	Min	Max
5 Yr	64.57	86.23
3 Yr	86.59	91.70
15 Yr	52.67	55.90
10 Yr	56.04	72.80

Range of Yields Rates*

Tenor	Min	Max
5 Yr	18.00	21.25
3 Yr	17.00	18.80
15 Yr	26.80	28.00
10 Yr	22.64	27.00

K272.5M

Total Nominal Value

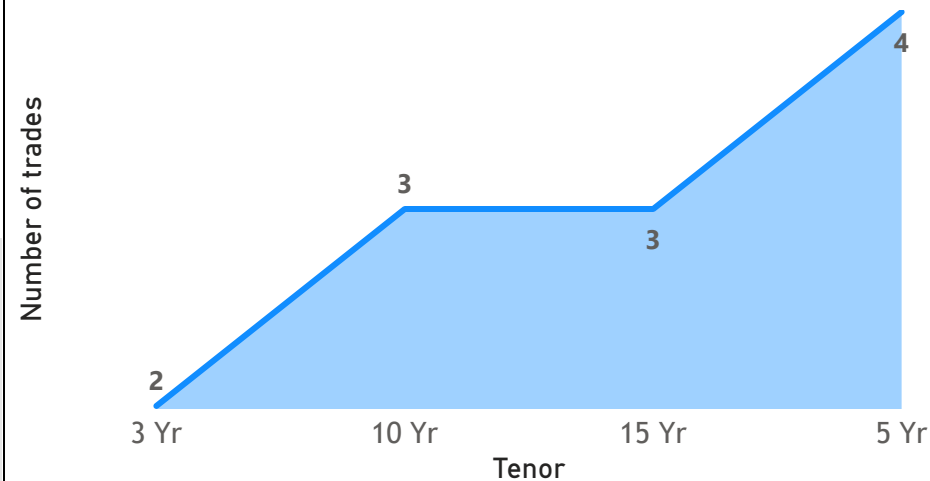
K181.4M

Total Market Value

12

Number of Trades

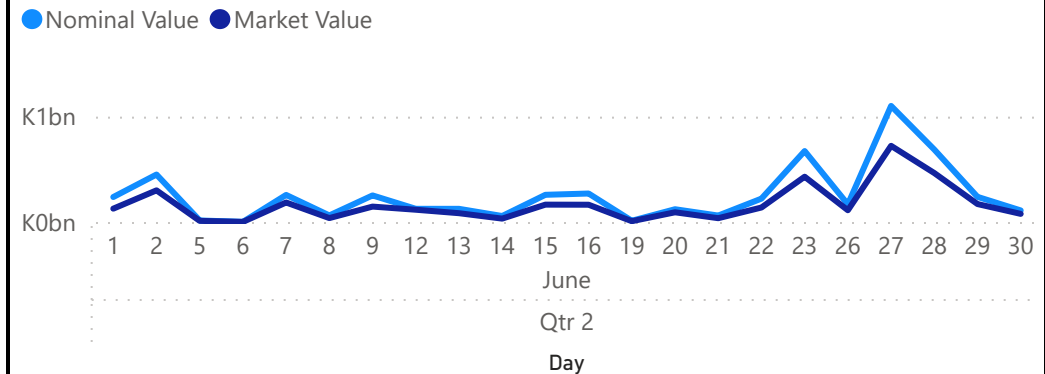
No. of Trades by Tenor



Primary Market July 23 2023 Auction

Tenor	Cut- Off Yield Rate	Coupon Rates	Range of Successful Yield Rates	Cut- Off Bid Price (K)
2 Years	18.00	9	16.5000-18.0000	85.42
3 Years	22.00	10	19.0000-22.0000	75.82
5 Years	24.50	11	22.0000-24.5000	63.36
7 Years	25.30	12	12.0000-25.3000	57.35
10 Years	26.75	13	23.0000-26.7500	53.80
15 Years	27.75	14	24.0000-27.7500	51.46

June 2023 Activity



*Disclaimer: This content is prepared from information received by the Commission through third-party reports. The range of prices by tenor and range of yields by tenor are based on dealer submissions. The content is indicative and intended for informational purposes only and shall not in any way be deemed to be investment advice, guidance or recommendation of the SEC. Users are responsible for making investment decisions and are advised to obtain independent professional advice before acting on or using this

GRZ Bonds Secondary Market Trade Summary Report

ISIN Code	Coupon Rate	Issue Date	Maturity Date	Trade Date/ Valuation Date	Years To Maturity	Nominal Value	Market Value	Min Trade Price	Max Trade Price	Min Yield	Max Yield
ZM1000004383	14.00	01/06/2020	01/06/2035	13/06/2023	12	K20,000,000.00	K10,534,537.26	52.67	52.67	28.00	28.00
ZM1000004383	14.00	01/06/2020	01/06/2035	14/06/2023	12	K50,000,000.00	K26,336,343.15	52.67	52.67	28.00	28.00
ZM1000004383	14.00	01/06/2020	01/06/2035	29/06/2023	11	K100,000,000.00	K55,897,865.75	55.90	55.90	26.80	26.80
ZM1000003997	13.00	17/12/2018	17/12/2028	11/08/2023	5	K516,000.00	K375,659.89	72.80	72.80	22.64	22.64
ZM1000004656	11.00	25/01/2021	25/01/2026	08/11/2023	2	K15,000,000.00	K12,260,190.00	81.13	81.13	21.25	21.25
ZM1000005307	10.00	27/06/2022	27/06/2025	08/11/2023	1	K15,000,000.00	K13,185,765.00	86.59	86.59	18.80	18.80
ZM1000005067	10.00	27/12/2021	27/12/2024	08/11/2023	1	K50,000,000.00	K46,506,150.00	91.70	91.70	17.00	17.00
ZM1000005091	13.00	27/12/2021	27/12/2031	08/11/2023	8	K34,936.00	K19,574.98	56.04	56.04	27.00	27.00
ZM1000004839	11.00	28/06/2021	28/06/2026	08/11/2023	2	K9,857,016.00	K8,498,657.62	86.23	86.23	18.00	18.00