



**SECURITIES AND EXCHANGE COMMISSION**  
Protecting Investors in the Capital Markets

Date

< Wednesday, 9 August 2023 >

**K841.9M**

Total Nominal Value

**K517.4M**

Total Market Value

**35**

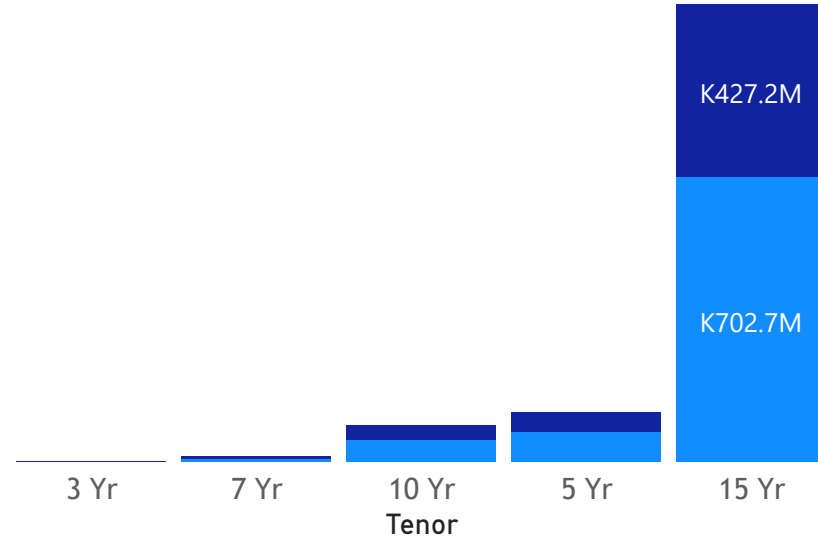
Number of Trades

# GRZ Bonds Secondary Market Trade Summary Report

## Consideration and Nominal Value

● Nominal Value ● Market Value

Nominal Value and Market Value



## Range of Trade Prices (ZMW)\*

Tenor	Min	Max
7 Yr	73.87	94.84
5 Yr	64.59	68.28
3 Yr	93.75	95.83
15 Yr	55.29	87.83
10 Yr	57.12	99.01

## Range of Yields Rates\*

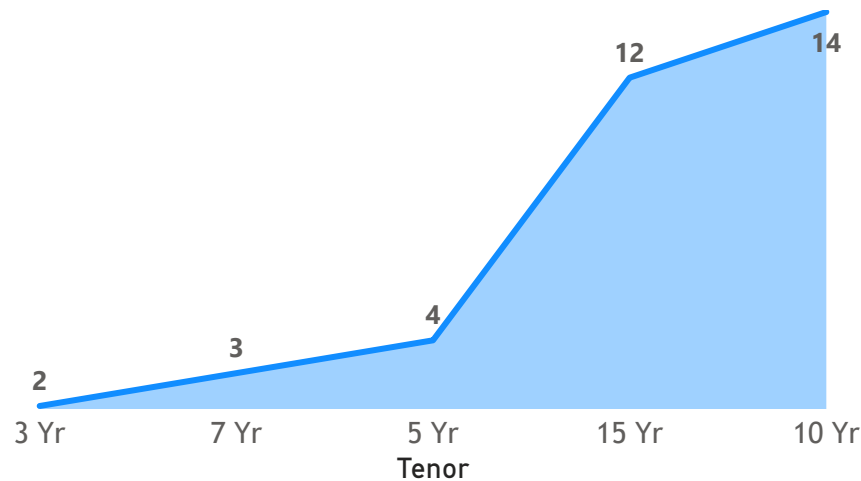
Tenor	Min	Max
7 Yr	16.00	22.65
5 Yr	24.10	24.25
3 Yr	18.50	26.00
15 Yr	22.00	26.22
10 Yr	18.50	25.50

## Primary Market July 23 2023 Auction

Tenor	Cut- Off Yield Rate	Coupon Rates	Range of Successful Yield Rates	Cut- Off Bid Price (K)
2 Years	18.00	9	16.5000-18.0000	85.42
3 Years	22.00	10	19.0000-22.0000	75.82
5 Years	24.50	11	22.0000-24.5000	63.36
7 Years	25.30	12	12.0000-25.3000	57.35
10 Years	26.75	13	23.0000-26.7500	53.80
15 Years	27.75	14	24.0000-27.7500	51.46

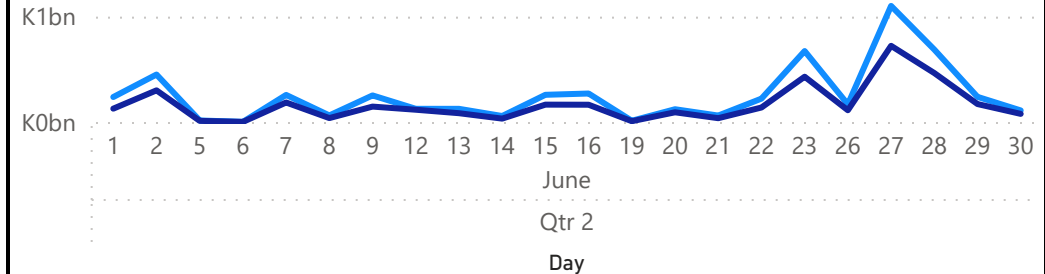
## No. of Trades by Tenor

Number of trades



## June 2023 Activity

● Nominal Value ● Market Value



\*Disclaimer: This content is prepared from information received by the Commission through third-party reports. The range of prices by tenor and range of yields by tenor are based on dealer submissions. The content is indicative and intended for informational purposes only and shall not in any way be deemed to be investment advice, guidance or recommendation of the SEC. Users are responsible for making investment decisions and are advised to obtain independent professional advice before acting on or using this

# GRZ Bonds Secondary Market Trade Summary Report

ISIN Code	Coupon Rate	Issue Date	Maturity Date	Trade Date/ Valuation Date	Years To Maturity	Nominal Value	Market Value	Min Trade Price	Max Trade Price	Min Yield	Max Yield
ZM1000004383	14.00	01/06/2020	01/06/2035	09/08/2023	11	K200,200,000.00	K118,110,242.51	55.88	59.00	26.00	26.20
ZM1000004383	14.00	01/06/2020	01/06/2035	10/08/2023	11	K225,000,000.00	K132,741,295.89	56.31	56.31	26.00	26.00
ZM1000004383	14.00	01/06/2020	01/06/2035	11/08/2023	11	K225,000,000.00	K134,864,099.98	57.22	57.22	25.60	25.60
ZM1000005679	11.00	04/03/2023	04/03/2028	09/08/2023	4	K600,000.00	K409,677.21	68.28	68.28	24.10	24.10
ZM1000003898	12.00	04/07/2018	04/07/2025	08/09/2023	1	K252,964.00	K239,999.12	94.84	94.84	16.00	16.00
ZM1000003120	14.00	05/12/2016	05/12/2031	08/09/2023	8	K1,575,072.00	K1,000,000.62	63.50	63.50	25.50	25.50
ZM1000001637	14.00	21/11/2011	17/11/2026	08/09/2023	3	K579,000.00	K508,592.64	87.83	87.83	22.00	22.00
ZM1000003997	13.00	17/12/2018	17/12/2028	08/08/2023	5	K2,631,000.00	K1,999,503.56	76.00	76.00	21.29	21.29
ZM1000004946	10.00	20/09/2021	20/09/2024	08/09/2023	1	K155,000.00	K148,545.96	95.83	95.83	18.50	18.50
ZM1000003054	13.00	21/11/2016	21/11/2026	08/02/2023	3	K562,000.00	K499,638.79	88.90	88.90	18.83	18.83
ZM1000002197	13.00	27/05/2014	24/05/2024	08/09/2023	0	K302,000.00	K299,053.22	99.01	99.01	18.50	18.50
ZM1000005851	14.00	24/07/2023	24/07/2038	08/09/2023	14	K179,220.00	K100,000.06	55.80	55.80	26.00	26.00
ZM1000004649	10.00	25/01/2021	25/01/2024	03/08/2023	0	K1,021,000.00	K957,234.05	93.75	93.75	26.00	26.00
ZM1000004672	13.00	25/01/2021	25/01/2031	09/08/2023	7	K1,151,321.00	K704,094.37	60.77	63.63	23.80	23.80
ZM1000005794	11.00	26/06/2023	26/06/2028	08/09/2023	4	K24,200,000.00	K15,625,940.34	64.59	64.59	24.25	24.25
ZM1000005810	13.00	26/06/2023	26/06/2033	08/04/2023	10	K25,292,000.00	K14,810,651.50	58.56	58.56	24.75	24.75
ZM1000005810	13.00	26/06/2023	26/06/2033	08/09/2023	9	K1,924,850.00	K1,100,007.30	57.12	57.24	25.50	25.50
ZM1000004581	12.00	30/11/2020	30/11/2027	04/08/2023	4	K7,000,000.00	K5,171,197.26	73.87	73.87	22.65	22.65
ZM1000004805	14.00	31/05/2021	31/05/2036	09/08/2023	12	K200,000.00	K116,939.20	55.29	55.29	26.22	26.22