



SECURITIES AND EXCHANGE COMMISSION
Protecting Investors in the Capital Markets

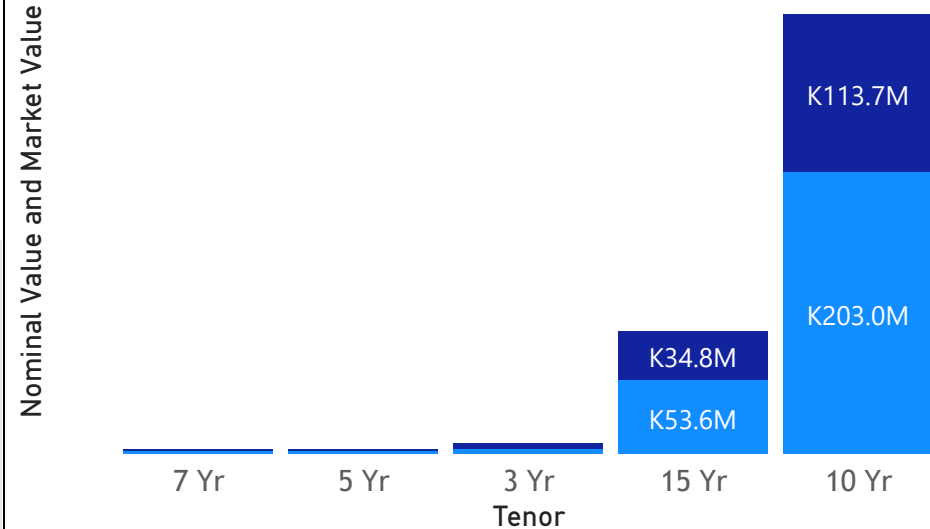
Date

Wednesday, 26 July 2023

GRZ Bonds Secondary Market Trade Summary Report

Consideration and Nominal Value

● Nominal Value ● Market Value



Range of Trade Prices (ZMW)*

Tenor	Min	Max
7 Yr	72.56	83.53
5 Yr	71.10	92.42
3 Yr	87.75	92.19
15 Yr	60.43	71.97
10 Yr	53.44	75.66

Range of Yields Rates*

Tenor	Min	Max
7 Yr	22.00	22.12
5 Yr	18.00	24.40
3 Yr	21.26	22.52
15 Yr	22.25	24.75
10 Yr	21.29	27.00

K264.9M

Total Nominal Value

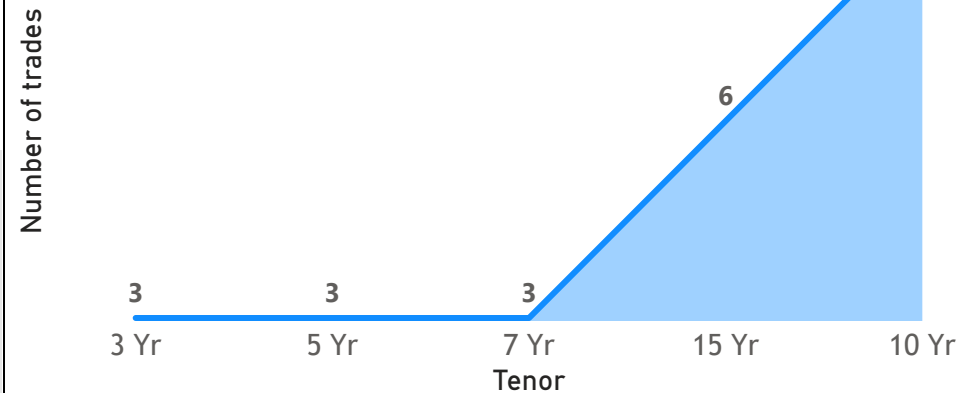
K154.2M

Total Market Value

24

Number of Trades

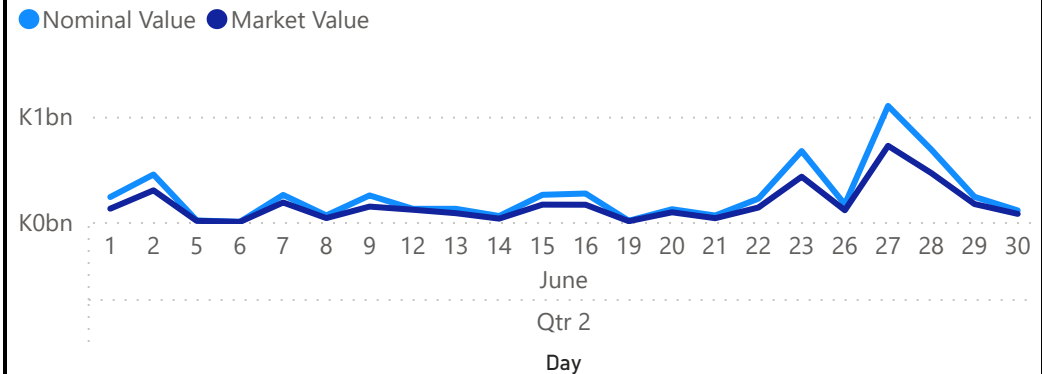
No. of Trades by Tenor



Primary Market July 23 2023 Auction

Tenor	Cut- Off Yield Rate	Coupon Rates	Range of Successful Yield Rates	Cut- Off Bid Price (K)
2 Years	18.00	9	16.5000-18.0000	85.42
3 Years	22.00	10	19.0000-22.0000	75.82
5 Years	24.50	11	22.0000-24.5000	63.36
7 Years	25.30	12	12.0000-25.3000	57.35
10 Years	26.75	13	23.0000-26.7500	53.80
15 Years	27.75	14	24.0000-27.7500	51.46

June 2023 Activity



*Disclaimer: This content is prepared from information received by the Commission through third-party reports. The range of prices by tenor and range of yields by tenor are based on dealer submissions. The content is indicative and intended for informational purposes only and shall not in any way be deemed to be investment advice, guidance or recommendation of the SEC. Users are responsible for making investment decisions and are advised to obtain independent professional advice before acting on or using this

GRZ Bonds Secondary Market Trade Summary Report

ISIN Code	Coupon Rate	Issue Date	Maturity Date	Trade Date/ Valuation Date	Years To Maturity	Nominal Value	Market Value	Min Trade Price	Max Trade Price	Min Yield	Max Yield
ZM1000003120	14.00	05/12/2016	05/12/2031	21/07/2023	8	K50,000,000.00	K32,259,626.03	64.52	64.52	24.75	24.75
ZM1000004094	11.00	17/06/2019	17/06/2024	26/07/2023	0	K642,000.00	-K593,351.35	92.42	92.42	22.62	22.62
ZM1000003997	13.00	17/12/2018	17/12/2028	26/07/2023	5	K429,000.00	K324,588.37	75.66	75.66	21.29	21.29
ZM1000004946	10.00	20/09/2021	20/09/2024	26/07/2023	1	K1,723,000.00	K1,588,491.18	92.19	92.19	21.80	21.80
ZM1000003062	14.00	21/11/2016	21/11/2031	26/07/2023	8	K451,000.00	K324,579.69	71.97	71.97	22.25	22.25
ZM1000005216	13.00	23/03/2022	23/03/2032	26/07/2023	8	K1,064,000.00	K698,615.88	65.58	65.58	23.75	23.75
ZM1000004672	13.00	25/01/2021	25/01/2031	26/07/2023	7	K476,000.00	K324,656.27	68.21	68.21	21.87	21.87
ZM1000005810	13.00	26/06/2023	26/06/2033	26/07/2023	9	K200,561,500.00	K112,066,406.47	53.44	58.41	25.80	27.00
ZM1000005828	14.00	26/06/2023	26/06/2038	26/07/2023	14	K744,000.00	K449,566.96	60.43	60.43	24.24	24.24
ZM1000004136	12.00	26/08/2019	26/08/2026	26/07/2023	3	K179,000.00	K149,520.29	83.53	83.53	22.00	22.00
ZM1000003187	14.00	27/02/2017	27/02/2032	26/07/2023	8	K2,432,000.00	K1,724,542.12	70.91	70.91	23.70	23.70
ZM1000004433	11.00	27/07/2020	27/07/2025	26/07/2023	2	K562,000.00	K499,135.51	88.81	88.81	18.00	18.00
ZM1000005067	10.00	27/12/2021	27/12/2024	26/07/2023	1	K1,173,000.00	K1,029,363.89	87.75	87.75	21.26	21.26
ZM1000005075	11.00	27/12/2021	27/12/2026	26/07/2023	3	K1,212,000.00	K861,720.58	71.10	71.10	24.40	24.40
ZM1000004821	10.00	28/06/2021	28/06/2024	26/07/2023	0	K1,097,000.00	K998,581.65	91.03	91.03	22.52	22.52
ZM1000004581	12.00	30/11/2020	30/11/2027	06/12/2023	3	K275,000.00	K199,537.52	72.56	72.56	22.12	22.12
ZM1000004581	12.00	30/11/2020	30/11/2027	09/06/2023	4	K1,376,000.00	K999,561.49	72.64	72.64	22.12	22.12