



SECURITIES AND EXCHANGE COMMISSION
Protecting Investors in the Capital Markets

Date

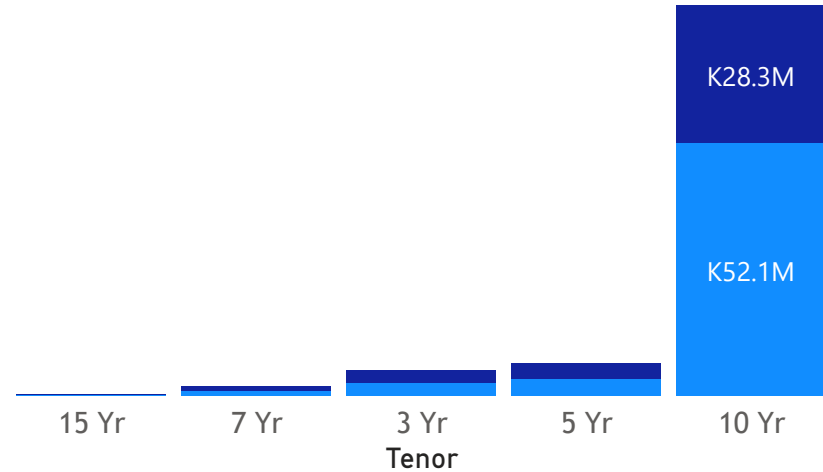
< Monday, 24 July 2023 >

GRZ Bonds Secondary Market Trade Summary Report

Consideration and Nominal Value

● Nominal Value ● Market Value

Nominal Value and Market Value



Range of Trade Prices (ZMW)*

Tenor	Min	Max
7 Yr	95.38	95.38
5 Yr	89.66	89.66
3 Yr	91.54	91.54
15 Yr	58.44	58.44
10 Yr	53.00	60.10

Range of Yields Rates*

Tenor	Min	Max
7 Yr	23.76	23.76
5 Yr	18.10	18.10
3 Yr	22.30	22.30
15 Yr	25.00	25.00
10 Yr	23.98	26.65

K59.6M

Total Nominal Value

K35.2M

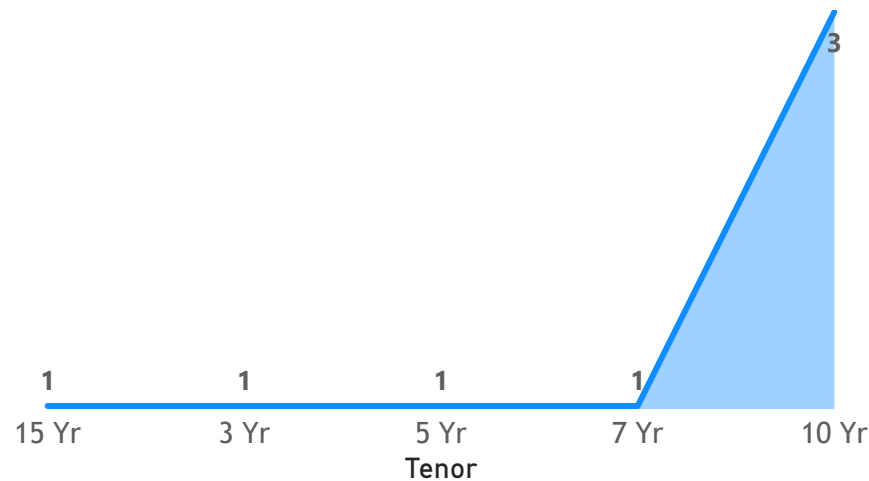
Total Market Value

7

Number of Trades

No. of Trades by Tenor

Number of trades

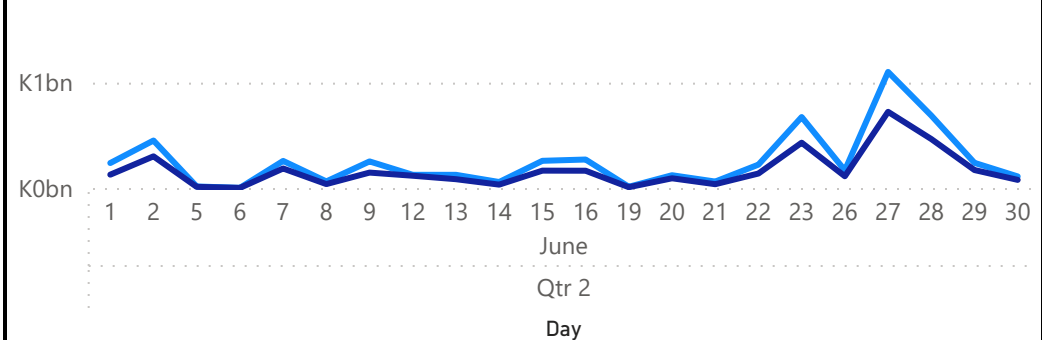


Primary Market July 23 2023 Auction

Tenor	Cut- Off Yield Rate	Coupon Rates	Range of Successful Yield Rates	Cut- Off Bid Price (K)
2 Years	18.00	9	16.5000-18.0000	85.42
3 Years	22.00	10	19.0000-22.0000	75.82
5 Years	24.50	11	22.0000-24.5000	63.36
7 Years	25.30	12	12.0000-25.3000	57.35
10 Years	26.75	13	23.0000-26.7500	53.80
15 Years	27.75	14	24.0000-27.7500	51.46

June 2023 Activity

● Nominal Value ● Market Value



*Disclaimer: This content is prepared from information received by the Commission through third-party reports. The range of prices by tenor and range of yields by tenor are based on dealer submissions. The content is indicative and intended for informational purposes only and shall not in any way be deemed to be investment advice, guidance or recommendation of the SEC. Users are responsible for making investment decisions and are advised to obtain independent professional advice before acting on or using this

GRZ Bonds Secondary Market Trade Summary Report

ISIN Code	Coupon Rate	Issue Date	Maturity Date	Trade Date/ Valuation Date	Years To Maturity	Nominal Value	Market Value	Min Trade Price	Max Trade Price	Min Yield	Max Yield
ZM1000004946	10.00	20/09/2021	20/09/2024	24/07/2023	1	K2,813,000.00	K2,575,015.89	91.54	91.54	22.30	22.30
ZM1000003203	12.00	24/04/2017	24/04/2024	24/07/2023	0	K1,016,000.00	K969,053.80	95.38	95.38	23.76	23.76
ZM1000005810	13.00	26/06/2023	26/06/2033	24/07/2023	9	K52,079,000.00	K28,282,429.94	53.00	60.10	23.98	26.65
ZM1000005828	14.00	26/06/2023	26/06/2038	24/07/2023	14	K171,000.00	K99,924.95	58.44	58.44	25.00	25.00
ZM1000004334	11.00	27/04/2020	27/04/2025	24/07/2023	1	K3,550,000.00	K3,280,344.33	89.66	89.66	18.10	18.10