



SECURITIES AND EXCHANGE COMMISSION
Protecting Investors in the Capital Markets

Date

< Friday, 21 July 2023

K259.1M

Total Nominal Value

K179.1M

Total Market Value

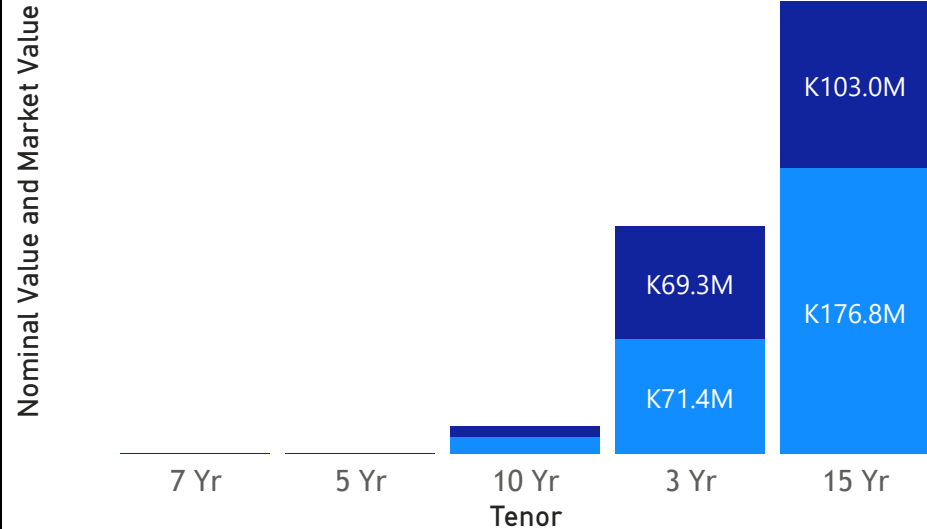
21

Number of Trades

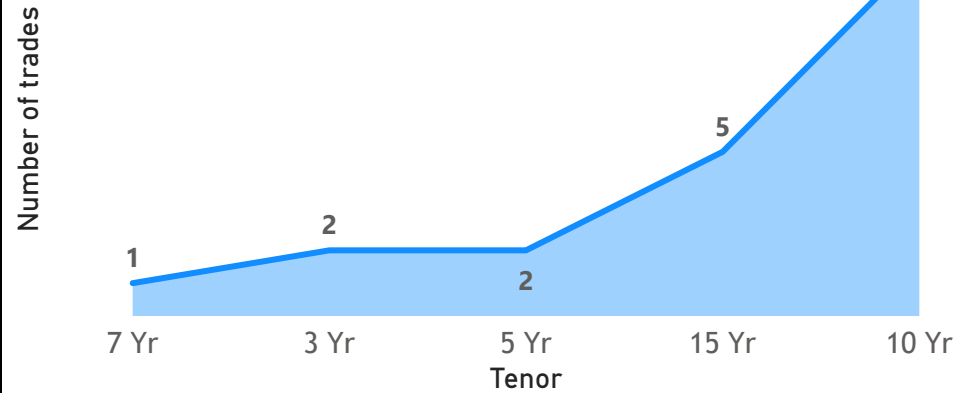
GRZ Bonds Secondary Market Trade Summary Report

Consideration and Nominal Value

● Nominal Value ● Market Value



No. of Trades by Tenor



Range of Trade Prices (ZMW)*

Tenor	Min Price	Max Price
7 Yr	96.26	96.26
5 Yr	92.28	92.28
3 Yr	99.80	99.80
15 Yr	56.58	69.85
10 Yr	59.28	76.10

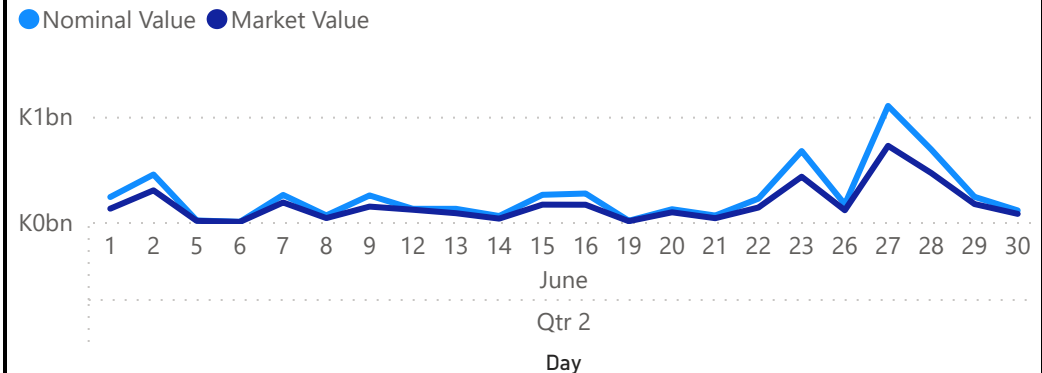
Range of Yields Rates*

Tenor	Min Yield	Max Yield
7 Yr	18.00	18.00
5 Yr	18.00	18.00
3 Yr	13.45	15.10
15 Yr	24.03	26.00
10 Yr	21.00	24.21

Primary Market July 23 2023 Auction

Tenor	Cut- Off Yield Rate	Coupon Rates	Range of Successful Yield Rates	Cut- Off Bid Price (K)
2 Years	18.00	9	16.0000-18.0000	85.42
3 Years	22.00	10	19.0000-22.0000	74.62
5 Years	24.50	11	11.0000-24.5000	62.25
7 Years	25.30	12	23.4900-25.3000	57.35
15 Years	27.75	14	25.5000-27.7500	51.46
10 Years	27.75	13	25.0000-27.7500	50.80

June 2023 Activity



*Disclaimer: This content is prepared from information received by the Commission through third-party reports. The range of prices by tenor and range of yields by tenor are based on dealer submissions. The content is indicative and intended for informational purposes only and shall not in any way be deemed to be investment advice, guidance or recommendation of the SEC. Users are responsible for making investment decisions and are advised to obtain independent professional advice before acting on or using this information.

GRZ Bonds Secondary Market Trade Summary Report

ISIN Code	Coupon Rate	Issue Date	Maturity Date	Trade Date/ Valuation Date	Years To Maturity	Nominal Value	Market Value	Min Trade Price	Max Trade Price	Min Yield	Max Yield
ZM1000004383	14.00	01/06/2020	01/06/2035	20/07/2023	11	K150,000,000.00	K87,609,733.56	58.41	58.41	26.00	26.00
ZM1000004383	14.00	01/06/2020	01/06/2035	21/07/2023	11	K336,412.00	K200,035.88	59.46	59.46	25.50	25.50
ZM1000005695	13.00	04/03/2023	04/03/2023	21/07/2023	0	K379,000.00	K239,817.84	63.28	63.28	23.98	23.98
ZM1000003997	13.00	17/12/2018	17/12/2028	21/07/2023	5	K656,564.00	K499,999.26	76.10	76.10	21.00	21.00
ZM1000004672	13.00	25/01/2021	25/01/2031	17/07/2023	7	K649,000.00	K469,480.71	72.34	72.34	22.57	22.57
ZM1000004672	13.00	25/01/2021	25/01/2031	21/07/2023	7	K2,266,000.00	K1,498,812.08	66.14	66.14	22.57	22.57
ZM1000005810	13.00	26/06/2023	26/06/2033	17/07/2023	9	K4,966,000.00	K2,948,986.61	59.28	59.84	23.98	24.21
ZM1000005810	13.00	26/06/2023	26/06/2033	21/07/2023	9	K1,664,000.00	K999,446.55	60.06	60.06	23.98	23.98
ZM1000003187	14.00	27/02/2017	27/02/2032	21/07/2023	8	K1,431,000.00	K999,512.98	69.85	69.85	24.03	24.03
ZM1000004334	11.00	27/04/2020	27/04/2025	21/07/2023	1	K219,486.00	K202,535.62	92.28	92.28	18.00	18.00
ZM1000004821	10.00	28/06/2021	28/06/2024	20/07/2023	0	K71,420,000.00	K69,259,285.74	99.80	99.80	13.45	15.10
ZM1000003310	12.00	30/10/2017	30/10/2024	21/07/2023	1	K72,000.00	K69,307.54	96.26	96.26	18.00	18.00