



SECURITIES AND EXCHANGE COMMISSION
Protecting Investors in the Capital Markets

Date

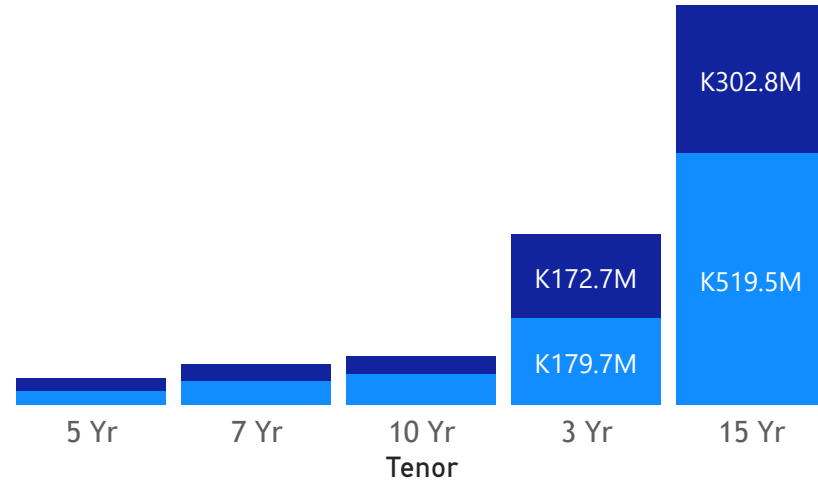
Thursday, 20 July 2023

GRZ Bonds Secondary Market Trade Summary Report

Consideration and Nominal Value

● Nominal Value ● Market Value

Nominal Value and Market Value



Range of Trade Prices (ZMW)*

Tenor	Min	Max
7 Yr	68.99	68.99
5 Yr	86.22	86.22
3 Yr	86.67	96.30
15 Yr	55.04	70.66
10 Yr	53.93	75.41

Range of Yields Rates*

Tenor	Min	Max
5 Yr	21.50	21.50
3 Yr	15.10	21.73
15 Yr	22.63	26.58
10 Yr	21.29	26.20

K842.3M

Total Nominal Value

K571.3M

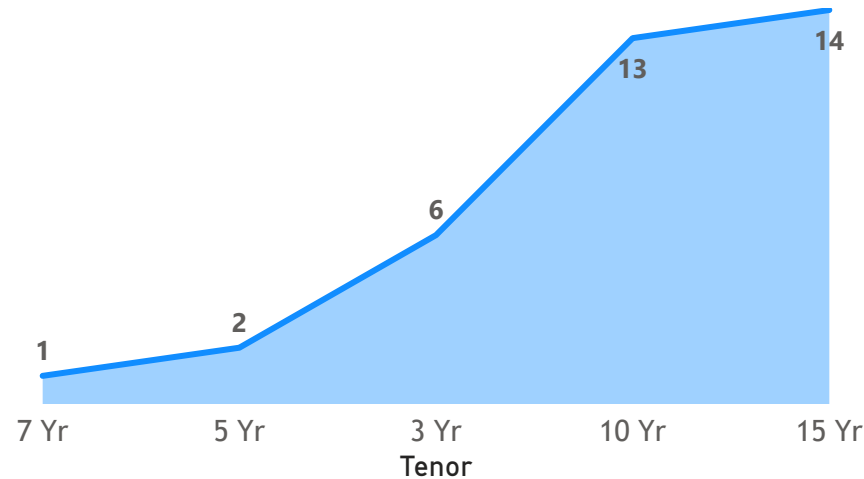
Total Market Value

36

Number of Trades

No. of Trades by Tenor

Number of trades

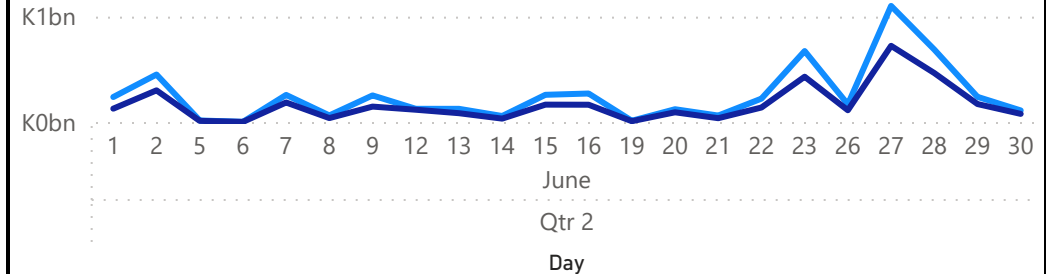


Primary Market July 23 2023 Auction

Tenor	Cut- Off Yield Rate	Coupon Rates	Range of Successful Yield Rates	Cut- Off Bid Price (K)
2 Years	18.00	9	16.0000-18.0000	85.42
3 Years	22.00	10	19.0000-22.0000	74.62
5 Years	24.50	11	11.0000-24.5000	62.25
7 Years	25.30	12	23.4900-25.3000	57.35
15 Years	27.75	14	25.5000-27.7500	51.46
10 Years	27.75	13	25.0000-27.7500	50.80

June 2023 Activity

● Nominal Value ● Market Value



*Disclaimer: This content is prepared from information received by the Commission through third-party reports. The range of prices by tenor and range of yields by tenor are based on dealer submissions. The content is indicative and intended for informational purposes only and shall not in any way be deemed to be investment advice, guidance or recommendation of the SEC. Users are responsible for making investment decisions and are advised to obtain independent professional advice before acting on or using this information.

GRZ Bonds Secondary Market Trade Summary Report

ISIN Code	Coupon Rate	Issue Date	Maturity Date	Trade Date/ Valuation Date	Years To Maturity	Nominal Value	Market Value	Min Trade Price	Max Trade Price	Min Yield	Max Yield
ZM1000004383	14.00	01/06/2020	01/06/2035	20/06/2023	11	K202,000.00	K119,427.66	59.12	59.12	25.18	25.18
ZM1000004383	14.00	01/06/2020	01/06/2035	20/07/2023	11	K465,712,000.00	K267,858,971.04	55.04	61.89	24.50	26.58
ZM1000003120	14.00	05/12/2016	05/12/2031	20/07/2023	8	K50,000,000.00	K32,462,804.11	64.93	64.93	24.60	24.60
ZM1000003997	13.00	17/12/2018	17/12/2028	14/07/2023	5	K806,000.00	K599,665.52	74.25	75.16	21.29	21.65
ZM1000003997	13.00	17/12/2018	17/12/2028	20/07/2023	5	K1,326,000.00	K999,942.23	75.41	75.41	21.29	21.29
ZM1000003062	14.00	21/11/2016	21/11/2031	20/07/2023	8	K707,000.00	K499,561.61	70.66	70.66	22.63	22.63
ZM1000004656	11.00	25/01/2021	25/01/2026	20/07/2023	2	K14,428,000.00	K12,439,101.58	86.22	86.22	21.50	21.50
ZM1000004672	13.00	25/01/2021	25/01/2031	14/07/2023	7	K2,128,000.00	K1,538,475.40	72.30	72.30	22.57	22.57
ZM1000005810	13.00	26/06/2023	26/06/2033	14/07/2023	9	K4,715,000.00	K2,798,870.13	58.91	59.80	23.98	24.35
ZM1000005810	13.00	26/06/2023	26/06/2033	20/07/2023	9	K55,317,800.00	K30,568,092.75	53.93	60.03	23.98	26.20
ZM1000005828	14.00	26/06/2023	26/06/2038	14/07/2023	15	K1,799,000.00	K1,078,910.53	59.97	59.97	24.24	24.24
ZM1000005828	14.00	26/06/2023	26/06/2038	20/07/2023	14	K168,000.00	K99,648.24	59.31	59.31	24.60	24.60
ZM1000003187	14.00	27/02/2017	27/02/2032	14/07/2023	8	K934,000.00	K649,538.86	69.54	69.54	24.03	24.03
ZM1000005067	10.00	27/12/2021	27/12/2024	14/07/2023	1	K1,122,000.00	K972,432.24	86.67	86.67	21.73	21.73
ZM1000004821	10.00	28/06/2021	28/06/2024	20/07/2023	0	K178,550,000.00	K171,694,353.12	95.98	96.30	15.10	15.50