



**SECURITIES AND EXCHANGE COMMISSION**  
Protecting Investors in the Capital Markets

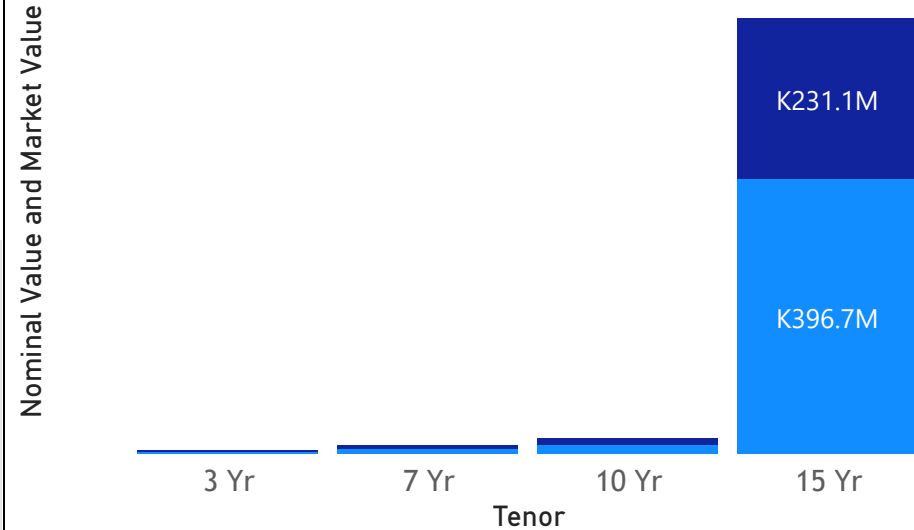
Date

Wednesday, 19 July 2023

# GRZ Bonds Secondary Market Trade Summary Report

## Consideration and Nominal Value

● Nominal Value ● Market Value



## Range of Trade Prices (ZMW)\*

Tenor	Min Price	Max Price
7 Yr	63.45	78.12
3 Yr	85.20	86.89
15 Yr	52.74	69.76
10 Yr	59.43	100.35

## Range of Yields Rates\*

Tenor	Min Yield	Max Yield
7 Yr	20.45	22.51
3 Yr	21.75	23.79
15 Yr	24.03	27.70
10 Yr	18.00	25.65

**K421.0M**

Total Nominal Value

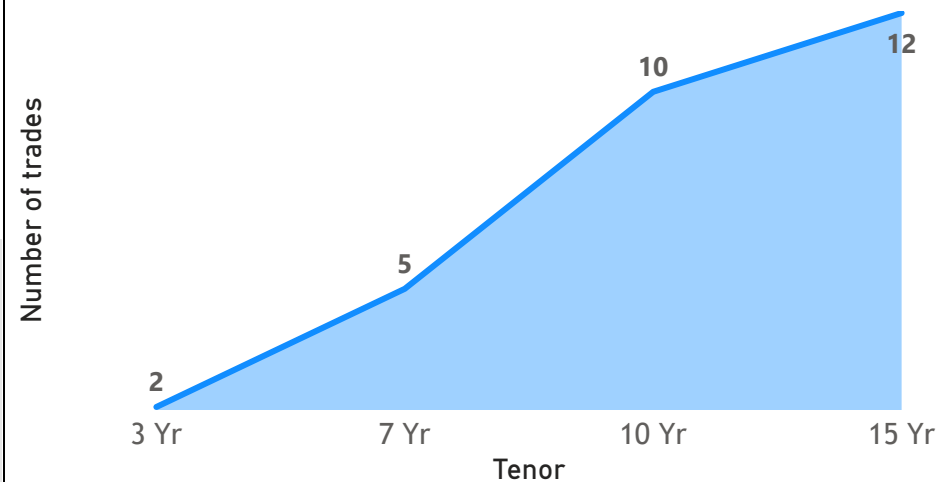
**K247.3M**

Total Market Value

**29**

Number of Trades

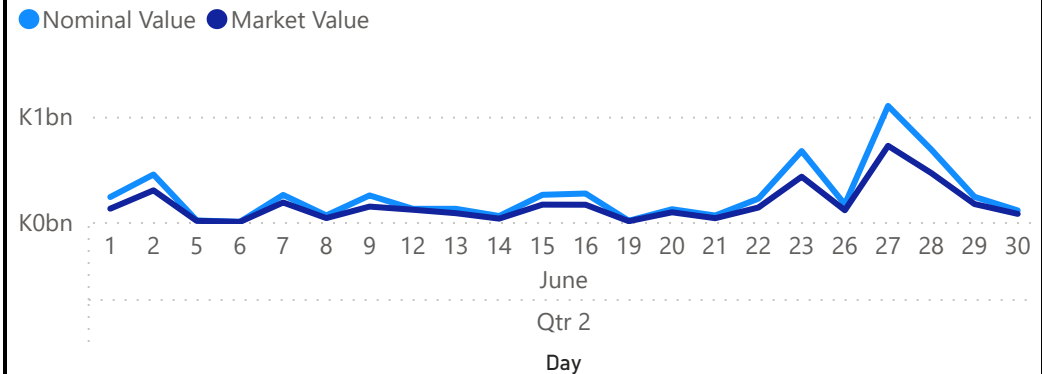
## No. of Trades by Tenor



## Primary Market July 23 2023 Auction

Tenor	Cut- Off Yield Rate	Coupon Rates	Range of Successful Yield Rates	Cut- Off Bid Price (K)
2 Years	18.00	9	16.0000-18.0000	85.42
3 Years	22.00	10	19.0000-22.0000	74.62
5 Years	24.50	11	11.0000-24.5000	62.25
7 Years	25.30	12	23.4900-25.3000	57.35
15 Years	27.75	14	25.5000-27.7500	51.46
10 Years	27.75	13	25.0000-27.7500	50.80

## June 2023 Activity



\*Disclaimer: This content is prepared from information received by the Commission through third-party reports. The range of prices by tenor and range of yields by tenor are based on dealer submissions. The content is indicative and intended for informational purposes only and shall not in any way be deemed to be investment advice, guidance or recommendation of the SEC. Users are responsible for making investment decisions and are advised to obtain independent professional advice before acting on or using this information.

# GRZ Bonds Secondary Market Trade Summary Report

ISIN Code	Coupon Rate	Issue Date	Maturity Date	Trade Date/ Valuation Date	Years To Maturity	Nominal Value	Market Value	Min Trade Price	Max Trade Price	Min Yield	Max Yield
ZM1000004383	14.00	01/06/2020	01/06/2035	19/07/2023	11	K372,759,000.00	K216,583,741.74	56.59	58.66	25.80	26.75
ZM1000005695	13.00	04/03/2023	04/03/2023	19/07/2023	0	K638,000.00	K399,630.06	62.64	62.64	24.21	24.21
ZM1000003112	13.00	05/12/2016	05/12/2026	18/07/2023	3	K1,312,000.00	K969,864.60	73.92	73.92	25.65	25.65
ZM1000003112	13.00	05/12/2016	05/12/2026	19/07/2023	3	K246,000.00	K199,295.69	81.01	81.01	22.00	22.00
ZM1000003997	13.00	17/12/2018	17/12/2028	19/07/2023	5	K698,000.00	K503,287.88	66.46	75.37	21.29	24.50
ZM1000005182	10.00	23/03/2022	23/03/2025	19/07/2023	1	K1,757,000.00	K1,497,002.00	85.20	85.20	23.79	23.79
ZM1000005802	12.00	26/06/2023	26/06/2030	18/07/2023	6	K5,022,000.00	K3,199,137.19	63.45	64.61	22.51	22.51
ZM1000005802	12.00	26/06/2023	26/06/2030	19/07/2023	6	K1,542,000.00	K999,782.65	64.84	64.84	22.51	22.51
ZM1000005810	13.00	26/06/2023	26/06/2033	18/07/2023	9	K5,354,000.00	K3,199,842.82	59.77	59.77	23.98	23.98
ZM1000005810	13.00	26/06/2023	26/06/2033	19/07/2023	9	K5,199,000.00	K3,099,020.66	59.43	59.99	23.98	24.21
ZM1000005828	14.00	26/06/2023	26/06/2038	18/07/2023	14	K7,507,000.00	K4,499,338.14	59.94	59.94	24.24	24.24
ZM1000005828	14.00	26/06/2023	26/06/2038	19/07/2023	14	K12,998,000.00	K7,799,114.49	59.89	60.14	24.25	24.35
ZM1000003187	14.00	27/02/2017	27/02/2032	19/07/2023	8	K2,651,000.00	K1,849,347.04	69.76	69.76	24.03	24.03
ZM1000005349	14.00	27/06/2022	27/06/2037	19/07/2023	13	K758,000.00	K399,731.66	52.74	52.74	27.70	27.70
ZM1000005067	10.00	27/12/2021	27/12/2024	19/07/2023	1	K1,133,000.00	K984,503.65	86.89	86.89	21.75	21.75
ZM1000004847	12.00	28/06/2021	28/06/2028	19/07/2023	4	K637,000.00	K449,388.85	70.55	70.55	22.40	22.40
ZM1000002254	13.00	01/09/2014	29/08/2024	19/07/2023	1	K353,000.00	K354,240.44	100.35	100.35	18.00	18.00
ZM1000004581	12.00	30/11/2020	30/11/2027	19/07/2023	4	K435,000.00	K339,808.16	78.12	78.12	20.45	20.45