



SECURITIES AND EXCHANGE COMMISSION
Protecting Investors in the Capital Markets

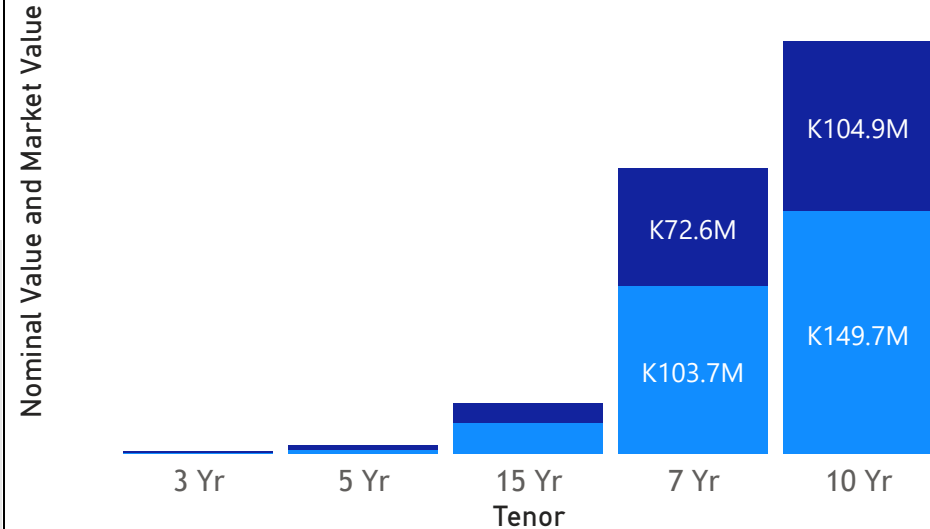
Date

Tuesday, 18 July 2023

GRZ Bonds Secondary Market Trade Summary Report

Consideration and Nominal Value

● Nominal Value ● Market Value



Range of Trade Prices (ZMW)*

Tenor	Min Price	Max Price
7 Yr	69.03	89.41
5 Yr	85.78	93.14
3 Yr	86.46	86.46
15 Yr	59.16	73.94
10 Yr	51.58	75.67

Range of Yields Rates*

Tenor	Min Yield	Max Yield
7 Yr	20.45	23.38
5 Yr	18.50	22.95
3 Yr	21.70	21.70
15 Yr	23.50	25.00
10 Yr	21.06	27.76

K276.6M

Total Nominal Value

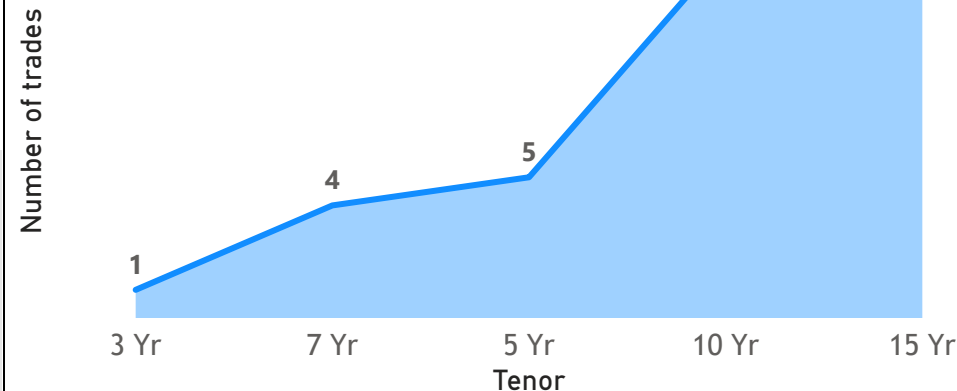
K193.2M

Total Market Value

36

Number of Trades

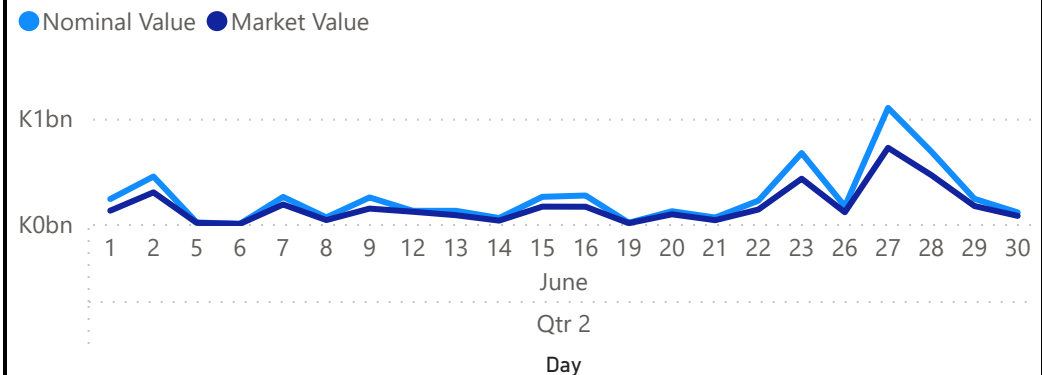
No. of Trades by Tenor



Primary Market June 23 2023 Auction

Tenor	Cut- Off Yield Rate	Coupon Rates	Range of Successful Yield Rates	Cut- Off Bid Price (K)
2 Years	18.00	9	16.0000-18.0000	85.42
3 Years	22.00	10	19.0000-22.0000	74.62
5 Years	24.50	11	11.0000-24.5000	62.25
7 Years	25.30	12	23.4900-25.3000	57.35
15 Years	27.75	14	25.5000-27.7500	51.46
10 Years	27.75	13	25.0000-27.7500	50.80

June 2023 Activity



*Disclaimer: This content is prepared from information received by the Commission through third-party reports. The range of prices by tenor and range of yields by tenor are based on dealer submissions. The content is indicative and intended for informational purposes only and shall not in any way be deemed to be investment advice, guidance or recommendation of the SEC. Users are responsible for making investment decisions and are advised to obtain independent professional advice before acting on or using this

GRZ Bonds Secondary Market Trade Summary Report

ISIN Code	Coupon Rate	Issue Date	Maturity Date	Trade Date/ Valuation Date	Years To Maturity	Nominal Value	Market Value	Min Trade Price	Max Trade Price	Min Yield	Max Yield
ZM1000004383	14.00	01/06/2020	01/06/2035	18/07/2023	11	K3,890,160.00	K2,500,001.68	64.27	64.27	23.50	23.50
ZM1000005000	12.00	01/11/2021	01/11/2028	18/07/2023	5	K100,000,000.00	K69,455,863.70	69.03	69.88	23.00	23.38
ZM1000004094	11.00	17/06/2019	17/06/2024	07/11/2023	0	K196,000.00	K178,870.28	91.26	91.26	22.95	22.95
ZM1000003997	13.00	17/12/2018	17/12/2028	17/07/2023	5	K3,303,000.00	K2,499,264.26	75.67	75.67	21.06	21.06
ZM1000003344	12.00	18/12/2017	18/12/2024	07/11/2023	1	K2,450,000.00	K2,190,569.37	89.41	89.41	21.68	21.68
ZM1000003351	13.00	18/12/2017	18/12/2027	18/07/2023	4	K100,000,000.00	K73,714,134.24	73.15	74.28	23.00	23.50
ZM1000001967	14.00	26/11/2012	23/11/2027	18/07/2023	4	K423,624.00	K313,188.86	73.94	73.94	25.00	25.00
ZM1000004656	11.00	25/01/2021	25/01/2026	18/07/2023	2	K491,554.00	K421,225.62	85.78	85.78	21.50	21.50
ZM1000004672	13.00	25/01/2021	25/01/2031	18/07/2023	7	K3,175,000.00	K2,298,112.92	72.38	72.38	22.57	22.57
ZM1000005810	13.00	26/06/2023	26/06/2033	18/07/2023	9	K4,376,000.00	K2,617,389.61	51.58	59.88	23.98	27.76
ZM1000005828	14.00	26/06/2023	26/06/2038	17/07/2023	14	K2,335,000.00	K1,398,610.82	59.90	59.90	24.24	24.24
ZM1000005828	14.00	26/06/2023	26/06/2038	18/07/2023	14	K8,172,000.00	K4,899,701.27	59.16	60.05	24.24	24.60
ZM1000003187	14.00	27/02/2017	27/02/2032	18/07/2023	8	K4,451,000.00	K3,099,248.57	69.63	69.63	24.03	24.03
ZM1000004433	11.00	27/07/2020	27/07/2025	18/07/2023	2	K2,202,386.00	K2,050,108.02	93.14	93.14	18.50	18.50
ZM1000005067	10.00	27/12/2021	27/12/2024	07/11/2023	1	K957,000.00	K827,395.95	86.46	86.46	21.70	21.70
ZM1000004581	12.00	30/11/2020	30/11/2027	18/07/2023	4	K1,282,000.00	K999,856.02	77.99	77.99	20.45	20.45