



SECURITIES AND EXCHANGE COMMISSION
Protecting Investors in the Capital Markets

Date

< Monday, 17 July 2023 >

K313.3M

Total Nominal Value

K206.2M

Total Market Value

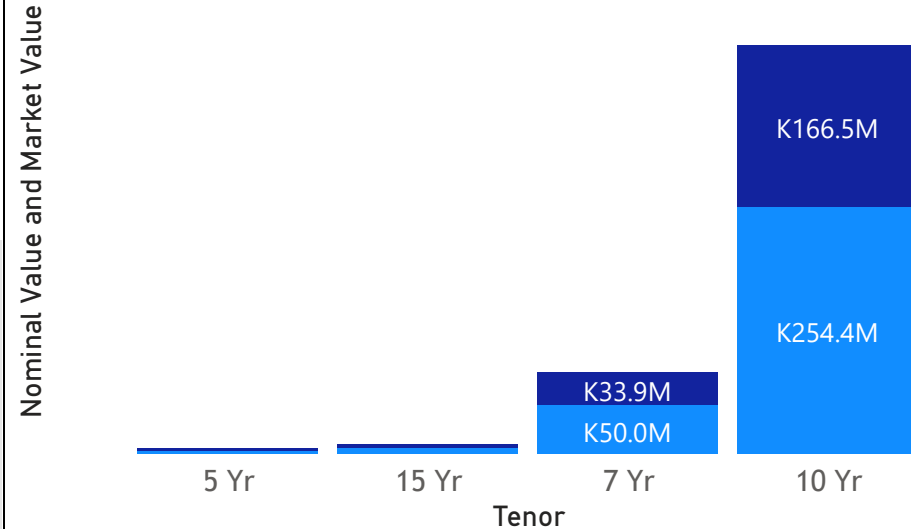
22

Number of Trades

GRZ Bonds Secondary Market Trade Summary Report

Consideration and Nominal Value

● Nominal Value ● Market Value



Range of Trade Prices (ZMW)*

Tenor	Min	Max
7 Yr	67.89	67.89
5 Yr	67.94	91.54
15 Yr	58.11	62.76
10 Yr	58.21	99.17

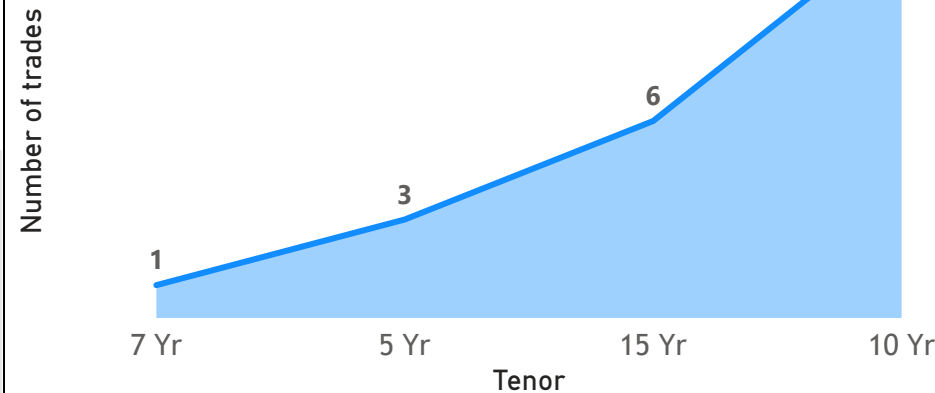
Range of Yields Rates*

Tenor	Min	Max
7 Yr	24.89	24.89
5 Yr	23.02	28.00
15 Yr	24.24	27.75
10 Yr	18.00	24.55

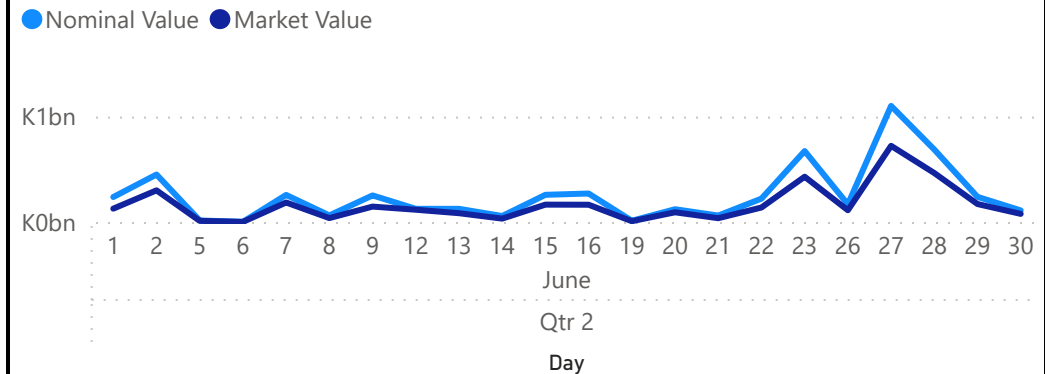
Primary Market June 23 2023 Auction

Tenor	Cut- Off Yield Rate	Coupon Rates	Range of Successful Yield Rates	Cut- Off Bid Price (K)
2 Years	18.00	9	16.0000-18.0000	85.42
3 Years	22.00	10	19.0000-22.0000	74.62
5 Years	24.50	11	11.0000-24.5000	62.25
7 Years	25.30	12	23.4900-25.3000	57.35
15 Years	27.75	14	25.5000-27.7500	51.46
10 Years	27.75	13	25.0000-27.7500	50.80

No. of Trades by Tenor



June 2023 Activity



*Disclaimer: This content is prepared from information received by the Commission through third-party reports. The range of prices by tenor and range of yields by tenor are based on dealer submissions. The content is indicative and intended for informational purposes only and shall not in any way be deemed to be investment advice, guidance or recommendation of the SEC. Users are responsible for making investment decisions and are advised to obtain independent professional advice before acting on or using this

GRZ Bonds Secondary Market Trade Summary Report

ISIN Code	Coupon Rate	Issue Date	Maturity Date	Trade Date/ Valuation Date	Years To Maturity	Nominal Value	Market Value	Min Trade Price	Max Trade Price	Min Yield	Max Yield
ZM1000004383	14.00	01/06/2020	01/06/2035	13/07/2023	11	K4,409,000.00	K2,722,353.69	61.18	62.02	24.26	24.60
ZM1000004383	14.00	01/06/2020	01/06/2035	26/06/2023	11	K202,000.00	K119,427.66	59.12	59.12	25.18	25.18
ZM1000005000	12.00	01/11/2021	01/11/2028	18/04/2023	5	K50,000,000.00	K33,947,243.84	67.89	67.89	24.89	24.89
ZM1000003120	14.00	05/12/2016	05/12/2031	13/07/2023	8	K81,000.00	K50,832.47	62.76	62.76	25.30	25.30
ZM1000004094	11.00	17/06/2019	17/06/2024	17/07/2023	0	K784,000.00	K717,643.18	91.54	91.54	23.02	23.02
ZM1000003997	13.00	17/12/2018	17/12/2028	13/07/2023	5	K397,000.00	K299,737.49	75.50	75.50	21.06	21.06
ZM1000005612	14.00	23/01/2023	23/01/2038	10/07/2023	14	K172,000.00	K99,953.86	58.11	58.11	27.75	27.75
ZM1000004672	13.00	25/01/2021	25/01/2031	17/07/2023	7	K649,000.00	K469,480.71	72.34	72.34	22.57	22.57
ZM1000005810	13.00	26/06/2023	26/06/2033	13/07/2023	9	K171,000.00	K99,538.21	58.21	58.21	24.55	24.55
ZM1000005810	13.00	26/06/2023	26/06/2033	17/07/2023	9	K4,966,000.00	K2,948,986.61	59.28	59.84	23.98	24.21
ZM1000005828	14.00	26/06/2023	26/06/2038	13/07/2023	15	K1,004,000.00	K599,866.45	59.75	59.75	24.24	24.24
ZM1000004839	11.00	28/06/2021	28/06/2026	17/07/2023		K1,120,000.00	K760,943.42	67.94	67.94	28.00	28.00
ZM1000004839	11.00	28/06/2021	28/06/2026	17/07/2023	2	K1,120,000.00	K760,943.42	67.94	67.94	28.00	28.00
ZM1000002254	13.00	01/09/2014	29/08/2024	27/06/2023	1	K241,000.00	K239,008.59	99.17	99.17	18.00	18.00