



SECURITIES AND EXCHANGE COMMISSION
Protecting Investors in the Capital Markets

Date

< Friday, 14 July 2023

K192.9M

Total Nominal Value

K126.8M

Total Market Value

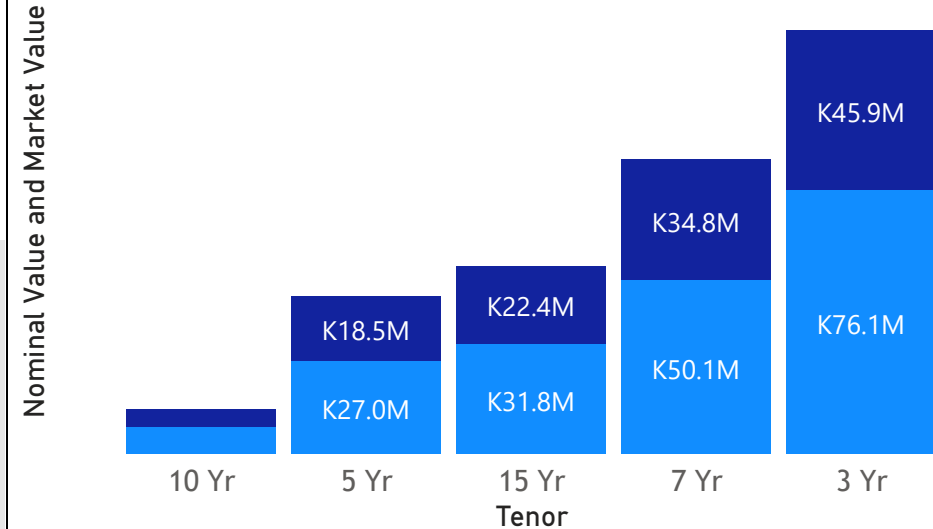
41

Number of Trades

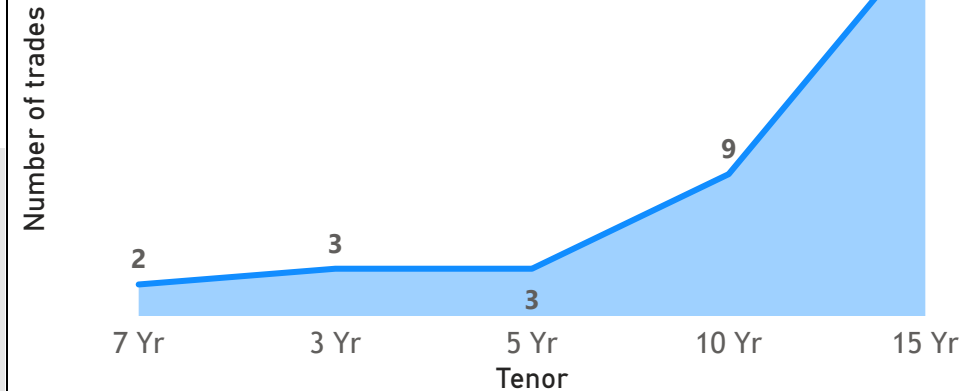
GRZ Bonds Secondary Market Trade Summary Report

Consideration and Nominal Value

● Nominal Value ● Market Value



No. of Trades by Tenor



Range of Trade Prices (ZMW)*

Tenor	Min Price	Max Price
7 Yr	69.57	77.91
5 Yr	68.46	71.26
3 Yr	0.00	89.83
15 Yr	54.73	94.71
10 Yr	58.91	75.16

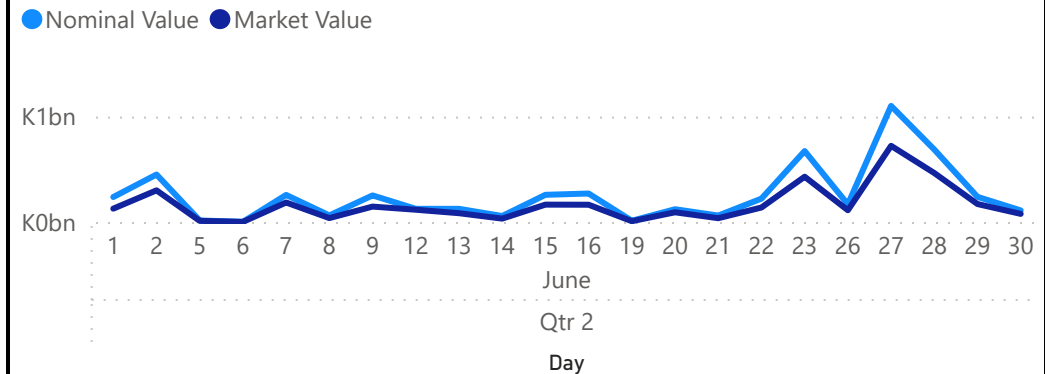
Range of Yields Rates*

Tenor	Min Yield	Max Yield
7 Yr	20.45	23.65
5 Yr	24.00	24.00
3 Yr	18.75	21.73
15 Yr	23.73	27.60
10 Yr	21.29	24.35

Primary Market June 23 2023 Auction

Tenor	Cut- Off Yield Rate	Coupon Rates	Range of Successful Yield Rates	Cut- Off Bid Price (K)
2 Years	18.00	9	16.0000-18.0000	85.42
3 Years	22.00	10	19.0000-22.0000	74.62
5 Years	24.50	11	11.0000-24.5000	62.25
7 Years	25.30	12	23.4900-25.3000	57.35
15 Years	27.75	14	25.5000-27.7500	51.46
10 Years	27.75	13	25.0000-27.7500	50.80

June 2023 Activity



*Disclaimer: This content is prepared from information received by the Commission through third-party reports. The range of prices by tenor and range of yields by tenor are based on dealer submissions. The content is indicative and intended for informational purposes only and shall not in any way be deemed to be investment advice, guidance or recommendation of the SEC. Users are responsible for making investment decisions and are advised to obtain independent professional advice before acting on or using this

GRZ Bonds Secondary Market Trade Summary Report

ISIN Code	Coupon Rate	Issue Date	Maturity Date	Trade Date/ Valuation Date	Years To Maturity	Nominal Value	Market Value	Min Trade Price	Max Trade Price	Min Yield	Max Yield
ZM1000004383	14.00	01/06/2020	06/01/2035	07/12/2023	12	K2,250,000.00	K1,394,628.81	61.98	61.98	24.26	24.26
ZM1000004383	14.00	01/06/2020	06/01/2035	14/07/2023	12	K9,113,850.00	K5,000,027.00	54.73	58.44	25.78	27.60
ZM1000004383	14.00	01/06/2020	06/01/2035	19/06/2023	12	K1,697,000.00	K998,757.65	58.85	58.85	25.18	25.18
ZM1000003997	13.00	17/12/2018	12/07/2028	14/07/2023	5	K806,000.00	K599,665.52	74.25	75.16	21.29	21.65
ZM1000000779	14.00	22/02/2010	18/02/2025	07/12/2023	2	K10,700,000.00	K10,133,692.68	94.71	94.71	23.73	23.73
ZM1000004979	13.00	20/09/2021	20/09/2031	07/12/2023	8	K205,000.00	K138,710.53	67.66	67.66	23.05	23.05
ZM1000005612	14.00	23/01/2023	23/01/2038	07/07/2023	15	K304,000.00	K199,923.01	65.76	65.76	24.24	24.24
ZM1000004672	13.00	25/01/2021	25/01/2031	14/07/2023	8	K2,128,000.00	K1,538,475.40	72.30	72.30	22.57	22.57
ZM1000005810	13.00	26/06/2023	26/06/2033	14/07/2023	10	K4,715,000.00	K2,798,870.13	58.91	59.80	23.98	24.35
ZM1000005828	14.00	26/06/2023	26/06/2038	07/12/2023	15	K3,716,000.00	K2,218,834.69	59.71	59.71	24.24	24.24
ZM1000005828	14.00	26/06/2023	26/06/2038	14/07/2023	15	K1,799,000.00	K1,078,910.53	59.97	59.97	24.24	24.24
ZM1000003187	14.00	27/02/2017	27/02/2032	14/07/2023	9	K934,000.00	K649,538.86	69.54	69.54	24.03	24.03
ZM1000005067	10.00	27/12/2021	27/12/2024	14/07/2023	1	K1,122,000.00	K972,432.24	86.67	86.67	21.73	21.73
ZM1000005075	11.00	27/12/2021	27/12/2026	14/07/2023	3	K1,980,000.00	K1,410,426.80	71.26	71.26	24.00	24.00
ZM1000004821	10.00	28/06/2021	28/06/2024	28/06/2023	1	K25,000,000.00	K0.00	0.00	0.00	18.75	18.75
ZM1000005760	14.00	29/05/2023	29/05/2038	14/06/2023	15	K606,000.00	K352,394.22	56.68	60.77	24.24	25.60
ZM1000005760	14.00	29/05/2023	29/05/2038	14/07/2023	15	K534,000.00	K304,325.91	56.17	58.57	25.25	26.33
ZM1000005760	14.00	29/05/2023	29/05/2038	18/07/2023	14	K178,000.00	K104,260.31	56.66	56.66	25.25	25.25
ZM1000004581	12.00	30/11/2020	30/11/2027	14/07/2023	4	K64,000.00	K49,861.59	77.91	77.91	20.45	20.45
ZM1000004581	12.00	30/11/2020	30/11/2027	19/06/2023	4	K50,000,000.00	K34,785,667.12	69.57	69.57	23.65	23.65