



SECURITIES AND EXCHANGE COMMISSION
Protecting Investors in the Capital Markets

Date

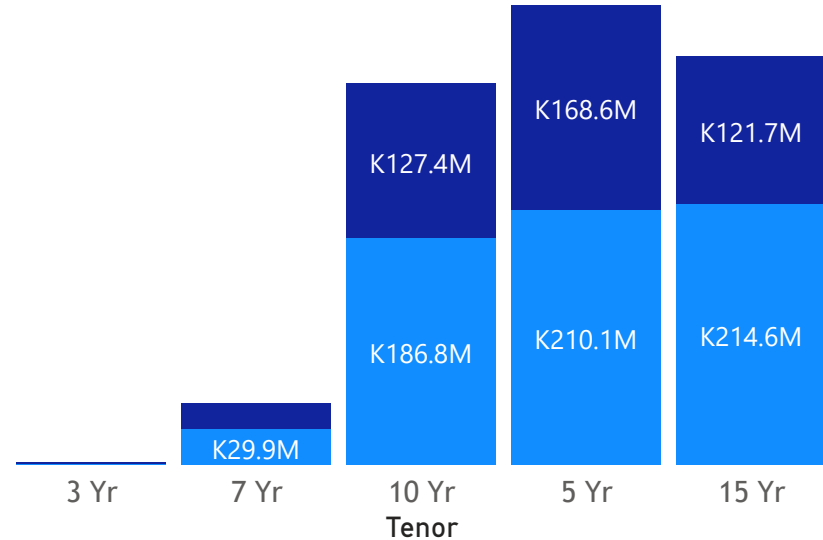
Tuesday, 11 July 2023

GRZ Bonds Secondary Market Trade Summary Report

Consideration and Nominal Value

● Nominal Value ● Market Value

Nominal Value and Market Value



Range of Trade Prices (ZMW)*

Tenor	Min	Max
7 Yr	68.46	89.41
5 Yr	70.19	94.62
3 Yr	86.46	86.46
15 Yr	56.15	87.81
10 Yr	62.25	80.55

Range of Yields Rates*

Tenor	Min	Max
7 Yr	20.21	23.49
5 Yr	16.11	24.00
3 Yr	21.70	21.70
15 Yr	23.09	25.96
10 Yr	22.00	25.99

K642.4M

Total Nominal Value

K439.9M

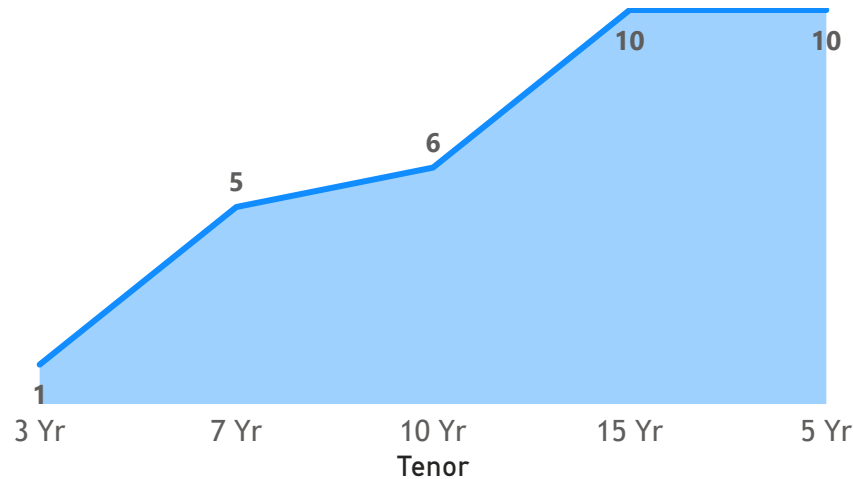
Total Market Value

32

Number of Trades

No. of Trades by Tenor

Number of trades

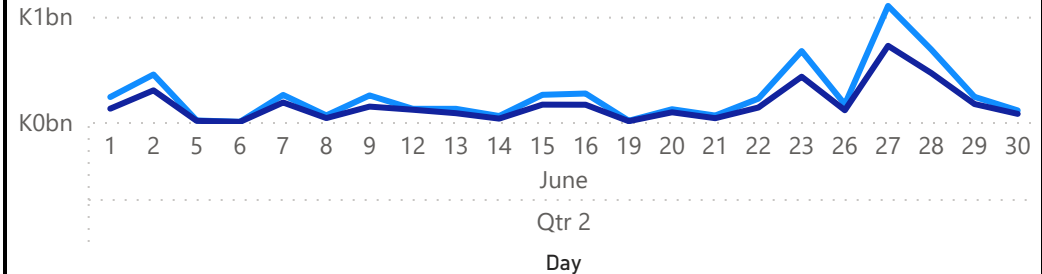


Primary Market June 23 2023 Auction

Tenor	Cut- Off Yield Rate	Coupon Rates	Range of Successful Yield Rates	Cut- Off Bid Price (K)
2 Years	18.00	9	16.0000-18.0000	85.42
3 Years	22.00	10	19.0000-22.0000	74.62
5 Years	24.50	11	11.0000-24.5000	62.25
7 Years	25.30	12	23.4900-25.3000	57.35
15 Years	27.75	14	25.5000-27.7500	51.46
10 Years	27.75	13	25.0000-27.7500	50.80

June 2023 Activity

● Nominal Value ● Market Value



*Disclaimer: This content is prepared from information received by the Commission through third-party reports. The range of prices by tenor and range of yields by tenor are based on dealer submissions. The content is indicative and intended for informational purposes only and shall not in any way be deemed to be investment advice, guidance or recommendation of the SEC. Users are responsible for making investment decisions and are advised to obtain independent professional advice before acting on or using this

GRZ Bonds Secondary Market Trade Summary Report

ISIN Code	Coupon Rate	Issue Date	Maturity Date	Trade Date/ Valuation Date	Years To Maturity	Nominal Value	Market Value	Min Trade Price	Max Trade Price	Min Yield	Max Yield
ZM1000004383	14.00	01/06/2020	01/06/2035	07/07/2023	11	K200,000,000.00	K112,295,243.84	56.15	56.15	24.23	24.23
ZM1000004383	14.00	01/06/2020	01/06/2035	07/11/2023	11	K6,250,830.00	K4,000,000.00	64.00	64.00	23.50	23.50
ZM1000004383	14.00	01/06/2020	01/06/2035	11/07/2023	11	K3,222,000.00	K1,999,615.57	62.06	62.06	24.26	24.26
ZM1000005000	12.00	01/11/2021	01/11/2028	11/07/2023	5	K25,000,000.00	K17,115,719.18	68.46	68.46	23.49	23.49
ZM1000005695	13.00	04/03/2023	04/03/2023	11/07/2023	0	K803,000.00	K499,843.22	62.25	62.25	24.21	24.21
ZM1000003112	13.00	05/12/2016	05/12/2026	11/07/2023	3	K148,000.00	K119,217.76	80.55	80.55	22.00	22.00
ZM1000004094	11.00	17/06/2019	17/06/2024	11/07/2023	0	K196,000.00	K178,870.38	91.26	91.26	22.95	22.95
ZM1000004094	11.00	17/06/2019	17/06/2024	30/06/2023	0	K2,976,000.00	K2,706,182.14	90.93	90.93	22.80	22.80
ZM1000001140	14.00	22/11/2010	18/11/2025	30/06/2023	2	K894,000.00	K784,999.00	87.81	87.81	23.09	23.09
ZM1000003344	12.00	18/12/2017	18/12/2024	11/07/2023	1	K2,450,000.00	K2,190,569.37	89.41	89.41	21.68	21.68
ZM1000003344	12.00	18/12/2017	18/12/2024	30/06/2023	1	K1,337,000.00	K1,191,154.12	89.09	89.09	21.65	21.65
ZM1000003351	13.00	18/12/2017	18/12/2027	07/07/2023	4	K141,000.00	K95,171.63	67.50	67.50	25.99	25.99
ZM1000005430	11.00	19/09/2022	19/09/2027	07/11/2023	3	K299,092.00	K210,000.54	70.19	70.19	24.00	24.00
ZM1000001967	14.00	26/11/2012	23/11/2027	30/06/2023	4	K473,000.00	K337,607.69	71.38	71.38	25.96	25.96
ZM1000004672	13.00	25/01/2021	25/01/2031	07/07/2023	7	K185,000,000.00	K126,166,076.99	68.20	68.20	24.75	24.75
ZM1000004672	13.00	25/01/2021	25/01/2031	11/07/2023	7	K705,000.00	K499,648.27	70.87	70.87	23.04	23.04
ZM1000005828	14.00	26/06/2023	26/06/2038	11/07/2023	15	K3,762,000.00	K2,249,115.87	59.79	59.79	24.24	24.24
ZM1000004334	11.00	27/04/2020	27/04/2025	11/07/2023	1	K5,284,000.00	K4,999,640.74	94.62	94.62	16.11	16.11
ZM1000004433	11.00	27/07/2020	27/07/2025	11/07/2023	2	K50,000,000.00	K44,917,056.85	89.83	89.83	20.54	20.54
ZM1000005067	10.00	27/12/2021	27/12/2024	11/07/2023	1	K957,000.00	K827,395.92	86.46	86.46	21.70	21.70
ZM1000005075	11.00	27/12/2021	27/12/2026	07/07/2023	3	K1,321,000.00	K977,090.47	73.97	73.97	22.27	22.27
ZM1000004839	11.00	28/06/2021	28/06/2026	07/11/2023	2	K150,000,000.00	K114,596,450.69	76.34	76.51	22.50	22.60
ZM1000004581	12.00	30/11/2020	30/11/2027	11/07/2023	4	K1,149,000.00	K899,298.77	78.27	78.27	20.21	20.21