



SECURITIES AND EXCHANGE COMMISSION
Protecting Investors in the Capital Markets

Date

Thursday, 15 June 2023

K258.1M

Total Nominal Value

K164.8M

Total Market Value

34

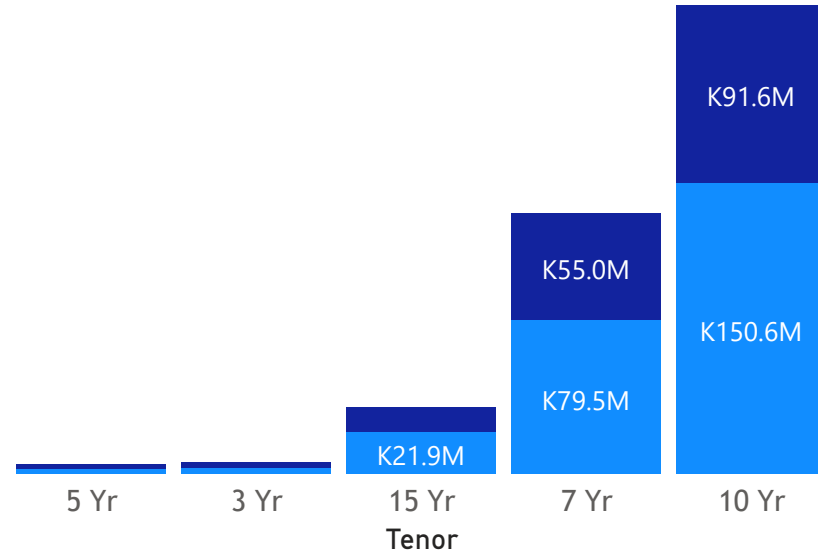
Number of Trades

GRZ Bonds Secondary Market Trade Summary Report

Consideration and Nominal Value

● Nominal Value ● Market Value

Nominal Value and Market Value



Range of Trade Prices (ZMW)*

| Tenor | Min | Max |
|-------|-------|-------|
| 7 Yr | 48.26 | 91.45 |
| 5 Yr | 86.54 | 87.43 |
| 3 Yr | 82.30 | 94.55 |
| 15 Yr | 43.62 | 61.62 |
| 10 Yr | 40.53 | 65.65 |

Range of Yields Rates*

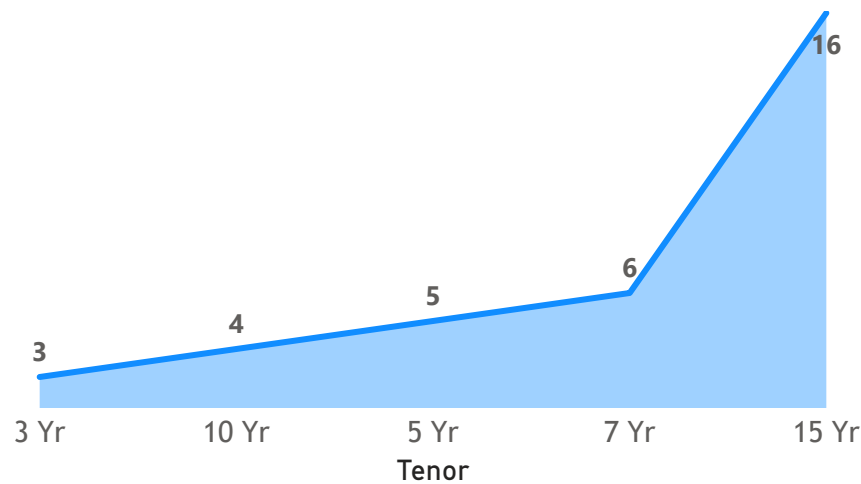
| Tenor | Min | Max |
|-------|-------|-------|
| 7 Yr | 22.15 | 26.42 |
| 5 Yr | 19.00 | 21.22 |
| 3 Yr | 22.00 | 28.09 |
| 15 Yr | 25.18 | 27.17 |
| 10 Yr | 24.67 | 24.67 |

Primary Market May 26 2023 Auction

| Tenor | Cut- Off Yield Rate | Coupon Rates | Range of Successful Yield Rates |
|----------|---------------------|--------------|---------------------------------|
| 2 Years | 18.00 | 9 | 17.0000-18.0000 |
| 3 Years | 22.00 | 10 | 17.0000-22.0000 |
| 5 Years | 24.00 | 11 | 22.0000-24.0000 |
| 7 Years | 25.49 | 12 | 24.5000-25.4900 |
| 10 Years | 27.75 | 13 | 24.8900-27.7500 |
| 15 Years | 27.75 | 14 | 20.5700-27.7500 |

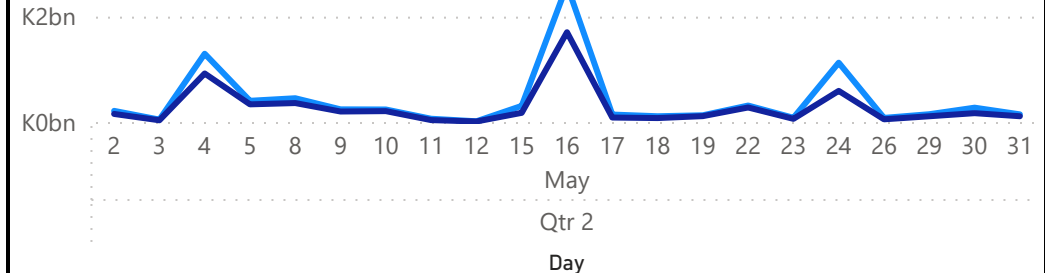
No. of Trades by Tenor

Number of trades



May 2023 Activity

● Nominal Value ● Market Value



*Disclaimer: This content is prepared from information received by the Commission through third-party reports. The range of prices by tenor and range of yields by tenor are based on dealer submissions. The content is indicative and intended for informational purposes only and shall not in any way be deemed to be investment advice, guidance or recommendation of the SEC. Users are responsible for making investment decisions and are advised to obtain independent professional advice before acting on or using this



GRZ Bonds Secondary Market Trade Summary Report

| ISIN Code | Coupon Rate | Issue Date | Maturity Date | Trade Date/ Valuation Date | Years To Maturity | Nominal Value | Market Value | Min Trade Price | Max Trade Price | Min Yield | Max Yield |
|--------------|-------------|------------|---------------|----------------------------|-------------------|-----------------|----------------|-----------------|-----------------|-----------|-----------|
| ZM1000004383 | 14.00 | 01/06/2020 | 01/06/2035 | 14/06/2023 | 12 | K13,438,365.00 | K7,848,844.30 | 43.62 | 58.66 | 25.18 | 25.18 |
| ZM1000004383 | 14.00 | 01/06/2020 | 01/06/2035 | 15/06/2023 | 12 | K367,420.00 | K200,275.28 | 54.52 | 54.52 | 27.10 | 27.10 |
| ZM1000005000 | 12.00 | 01/11/2021 | 01/11/2028 | 15/06/2023 | 5 | K50,000,000.00 | K33,947,243.84 | 67.89 | 67.89 | 22.58 | 22.58 |
| ZM1000005703 | 14.00 | 04/03/2023 | 04/03/2026 | 15/06/2023 | 2 | K450,000.00 | K249,859.26 | 55.52 | 55.52 | 27.17 | 27.17 |
| ZM1000005737 | 14.00 | 05/02/2023 | 05/02/2038 | 06/12/2023 | 14 | K1,061,000.00 | K599,992.35 | 56.55 | 56.55 | 26.00 | 26.00 |
| ZM1000005737 | 14.00 | 05/02/2023 | 05/02/2038 | 14/06/2023 | 14 | K5,903,000.00 | K3,394,833.90 | 57.51 | 57.51 | 25.60 | 25.60 |
| ZM1000005737 | 14.00 | 05/02/2023 | 05/02/2038 | 15/06/2023 | 14 | K346,000.00 | K199,775.39 | 57.74 | 57.74 | 25.60 | 25.60 |
| ZM1000004102 | 12.00 | 17/06/2019 | 17/06/2026 | 20/06/2023 | 3 | K10,870,392.00 | K8,438,199.42 | 77.53 | 77.53 | 22.75 | 22.75 |
| ZM1000004730 | 12.00 | 22/03/2021 | 22/03/2028 | 14/06/2023 | 4 | K325,000.00 | K239,398.07 | 73.66 | 73.66 | 22.15 | 22.15 |
| ZM1000005612 | 14.00 | 23/01/2023 | 23/01/2038 | 15/06/2023 | 14 | K324,000.00 | K199,643.66 | 61.62 | 61.62 | 25.61 | 25.61 |
| ZM1000002940 | 14.00 | 23/05/2016 | 23/05/2031 | 06/12/2023 | 7 | K16,000.00 | K9,806.40 | 61.29 | 61.29 | 25.95 | 25.95 |
| ZM1000003203 | 12.00 | 24/04/2017 | 24/04/2024 | 15/06/2023 | 0 | K728,000.00 | K665,764.54 | 91.45 | 91.45 | 26.42 | 26.42 |
| ZM1000004649 | 10.00 | 25/01/2021 | 25/01/2024 | 15/06/2023 | 0 | K3,060,000.00 | K2,893,260.60 | 94.55 | 94.55 | 28.09 | 28.09 |
| ZM1000004672 | 13.00 | 25/01/2021 | 25/01/2031 | 14/06/2023 | 7 | K150,609,000.00 | K91,599,947.76 | 40.53 | 65.65 | 24.67 | 24.67 |
| ZM1000004334 | 11.00 | 27/04/2020 | 27/04/2025 | 15/06/2023 | 1 | K693,000.00 | K599,711.09 | 86.54 | 86.54 | 21.22 | 21.22 |
| ZM1000005547 | 10.00 | 27/12/2022 | 27/12/2025 | 15/06/2023 | 2 | K204,000.00 | K167,815.16 | 82.30 | 82.30 | 22.00 | 22.00 |
| ZM1000004839 | 11.00 | 28/06/2021 | 28/06/2026 | 15/06/2023 | 3 | K2,059,176.00 | K1,799,721.88 | 87.43 | 87.43 | 19.00 | 19.00 |
| ZM1000003310 | 12.00 | 30/10/2017 | 30/10/2024 | 15/06/2023 | 1 | K606,000.00 | K529,401.68 | 87.36 | 87.36 | 24.95 | 24.95 |

Disclaimer: This content is prepared from information received by the Commission through third-party reports. The content is indicative and intended for informational purposes only and shall not in any way be deemed to be investment advice, guidance or recommendation of the SEC. Users are responsible for making investment decisions and are advised to obtain independent professional advice before acting on or using this information.