



**SECURITIES AND EXCHANGE COMMISSION**  
Protecting Investors in the Capital Markets

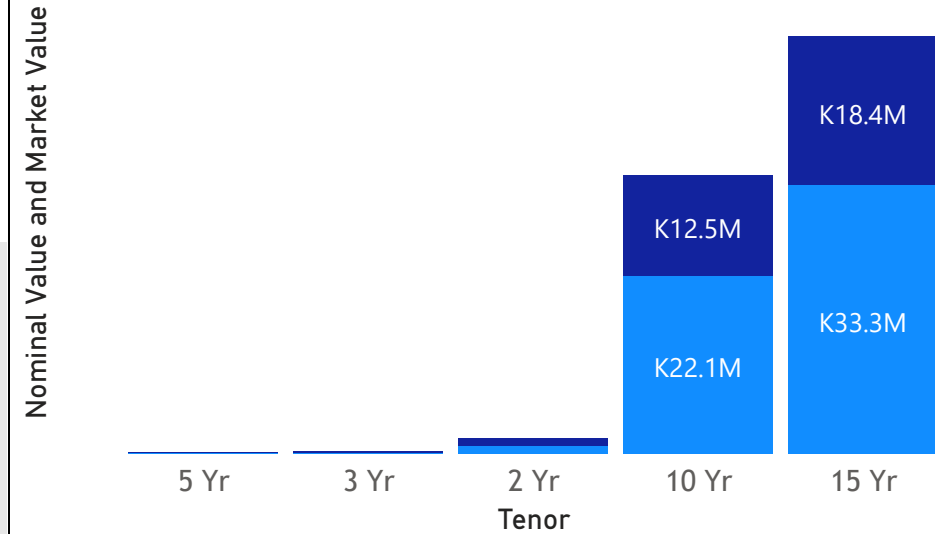
Date

Wednesday, 14 June 2023

# GRZ Bonds Secondary Market Trade Summary Report

## Consideration and Nominal Value

● Nominal Value ● Market Value



## Range of Trade Prices (ZMW)\*

Tenor	Min	Max
5 Yr	80.24	80.24
3 Yr	102.02	102.02
2 Yr	92.47	92.47
15 Yr	52.22	63.76
10 Yr	54.41	64.41

## Range of Yields Rates\*

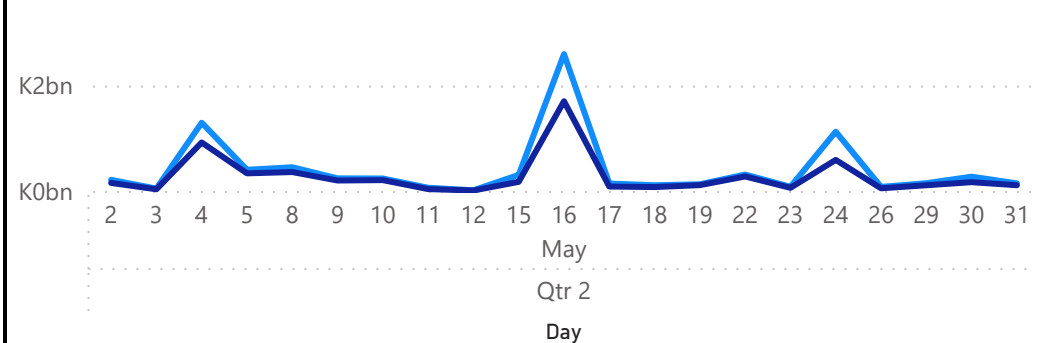
Tenor	Min	Max
5 Yr	26.19	26.19
3 Yr	13.44	13.44
2 Yr	20.08	20.08
15 Yr	24.72	28.00
10 Yr	24.67	27.30

## Primary Market May 26 2023 Auction

Tenor	Cut- Off Yield Rate	Coupon Rates	Range of Successful Yield Rates
2 Years	18.00	9	17.0000-18.0000
3 Years	22.00	10	17.0000-22.0000
5 Years	24.00	11	22.0000-24.0000
7 Years	25.49	12	24.5000-25.4900
10 Years	27.75	13	24.8900-27.7500
15 Years	27.75	14	20.5700-27.7500

## May 2023 Activity

● Nominal Value ● Market Value



**K56.8M**

Total Nominal Value

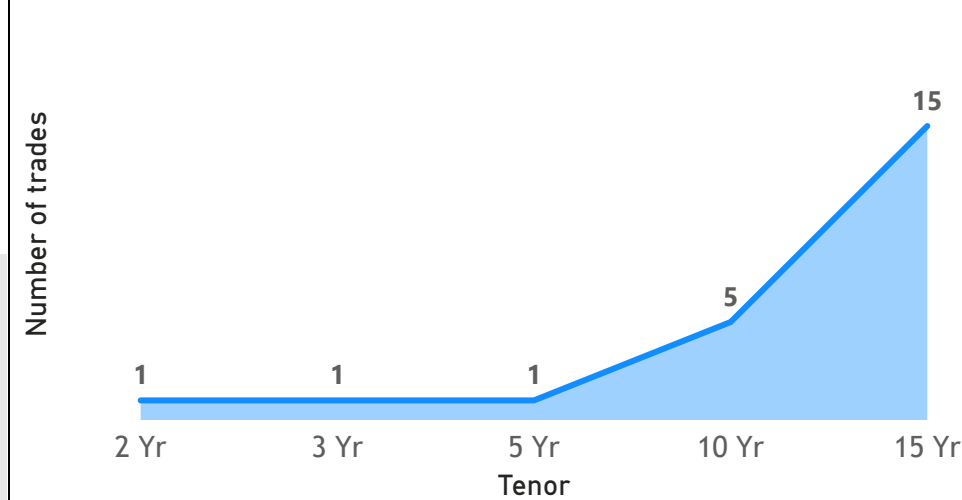
**K32.0M**

Total Market Value

**23**

Number of Trades

## No. of Trades by Tenor



\*Disclaimer: This content is prepared from information received by the Commission through third-party reports. The range of prices by tenor and range of yields by tenor are based on dealer submissions. The content is indicative and intended for informational purposes only and shall not in any way be deemed to be investment advice, guidance or recommendation of the SEC. Users are responsible for making investment decisions and are advised to obtain independent professional advice before acting on or using this information.



# GRZ Bonds Secondary Market Trade Summary Report

ISIN Code	Coupon Rate	Issue Date	Maturity Date	Trade Date/ Valuation Date	Years To Maturity	Nominal Value	Market Value	Min Trade Price	Max Trade Price	Min Yield	Max Yield
ZM1000004383	14.00	01/06/2020	01/06/2035	06/02/2023	12	K1,680,000.00	K999,577.10	59.50	59.50	24.72	24.72
ZM1000004383	14.00	01/06/2020	01/06/2035	14/06/2023	12	K20,990,000.00	K11,424,888.31	52.71	58.85	25.18	28.00
ZM1000005232	9.00	03/05/2022	03/05/2024	14/06/2023	0	K995,000.00	K920,115.62	92.47	92.47	20.08	20.08
ZM1000005695	13.00	04/03/2023	04/03/2023	14/06/2023	0	K21,836,000.00	K12,261,263.25	54.41	60.19	24.67	27.30
ZM1000005737	14.00	05/02/2023	05/02/2038	14/06/2023	14	K155,000.00	K89,435.62	57.70	57.70	25.60	25.60
ZM1000004649	10.00	25/01/2021	25/01/2024	14/06/2023	0	K196,000.00	K199,951.17	102.02	102.02	13.44	13.44
ZM1000004334	11.00	27/04/2020	27/04/2025	14/06/2023	1	K88,000.00	K70,615.57	80.24	80.24	26.19	26.19
ZM1000005091	13.00	27/12/2021	27/12/2031	14/06/2023	8	K310,000.00	K199,670.88	64.41	64.41	25.09	25.09
ZM1000005760	14.00	29/05/2023	29/05/2038	14/06/2023	15	K7,516,000.00	K3,986,000.97	52.22	56.68	25.60	27.75

Disclaimer: This content is prepared from information received by the Commission through third-party reports. The content is indicative and intended for informational purposes only and shall not in any way be deemed to be investment advice, guidance or recommendation of the SEC. Users are responsible for making investment decisions and are advised to obtain independent professional advice before acting on or using this information.