



SECURITIES AND EXCHANGE COMMISSION
Protecting Investors in the Capital Markets

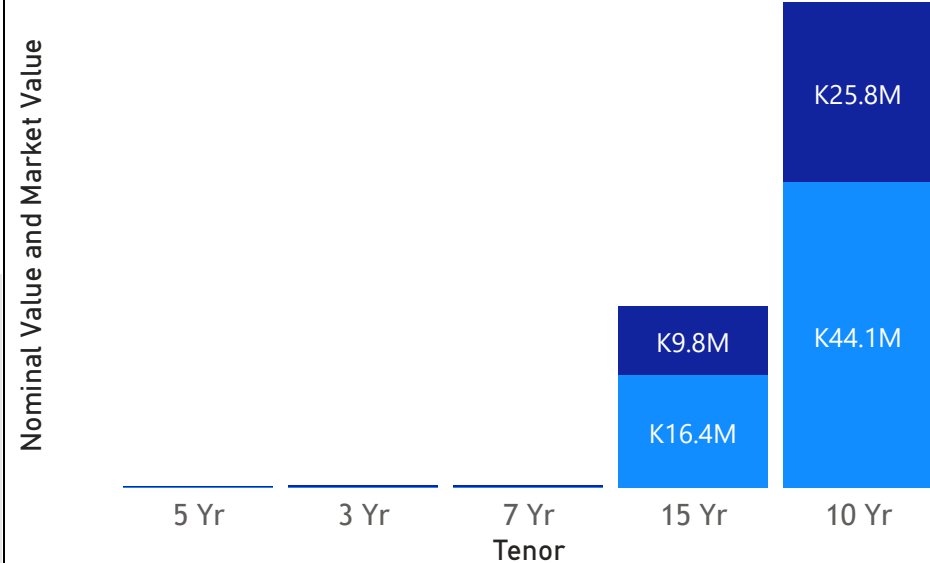
Date

Wednesday, 21 June 2023

GRZ Bonds Secondary Market Trade Summary Report

Consideration and Nominal Value

● Nominal Value ● Market Value



Range of Trade Prices (ZMW)*

Tenor	Min	Max
7 Yr	97.29	97.29
5 Yr	65.50	65.50
3 Yr	102.02	102.02
15 Yr	52.98	61.92
10 Yr	54.68	64.41

Range of Yields Rates*

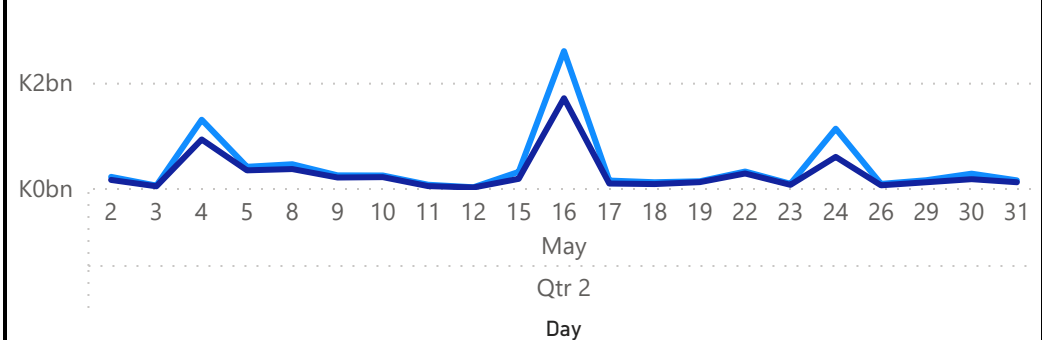
Tenor	Min	Max
7 Yr	17.00	17.00
5 Yr	26.00	26.00
3 Yr	13.44	13.44
15 Yr	24.00	28.00
10 Yr	24.67	26.20

Primary Market May 26 2023 Auction

Tenor	Cut- Off Yield Rate	Coupon Rates	Range of Successful Yield Rates
2 Years	18.00	9	17.0000-18.0000
3 Years	22.00	10	17.0000-22.0000
5 Years	24.00	11	22.0000-24.0000
7 Years	25.49	12	24.5000-25.4900
10 Years	27.75	13	24.8900-27.7500
15 Years	27.75	14	20.5700-27.7500

May 2023 Activity

● Nominal Value ● Market Value



K61.1M

Total Nominal Value

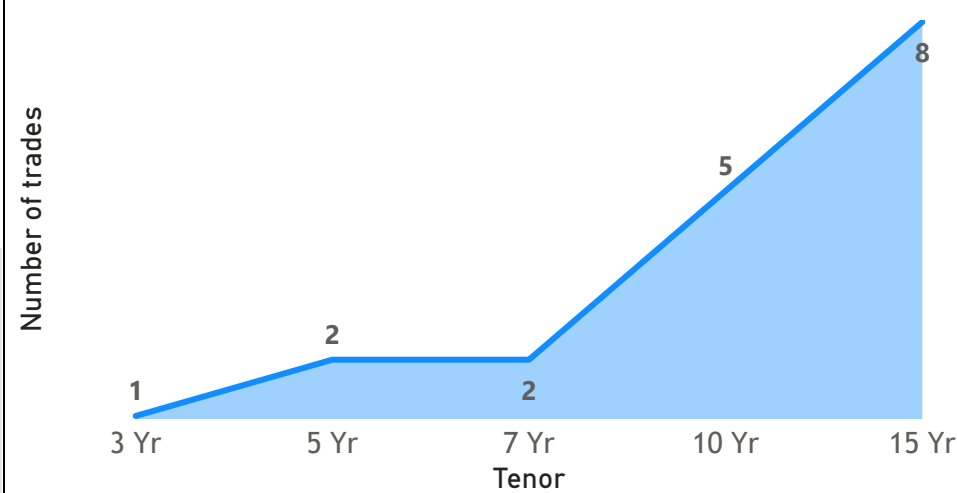
K36.1M

Total Market Value

18

Number of Trades

No. of Trades by Tenor



*Disclaimer: This content is prepared from information received by the Commission through third-party reports. The range of prices by tenor and range of yields by tenor are based on dealer submissions. The content is indicative and intended for informational purposes only and shall not in any way be deemed to be investment advice, guidance or recommendation of the SEC. Users are responsible for making investment decisions and are advised to obtain independent professional advice before acting on or using this

GRZ Bonds Secondary Market Trade Summary Report

ISIN Code	Coupon Rate	Issue Date	Maturity Date	Trade Date/ Valuation Date	Years To Maturity	Nominal Value	Market Value	Min Trade Price	Max Trade Price	Min Yield	Max Yield
ZM1000004383	14.00	01/06/2020	01/06/2035	19/06/2023	11	K4,293,000.00	K2,519,549.29	58.69	58.69	25.25	25.25
ZM1000004383	14.00	01/06/2020	01/06/2035	21/06/2023	11	K11,956,652.00	K7,199,997.80	52.98	61.92	24.00	28.00
ZM1000005695	13.00	04/03/2023	04/03/2023	19/06/2023	0	K6,836,000.00	K4,099,550.78	59.56	60.19	24.67	24.94
ZM1000005703	14.00	04/03/2023	04/03/2026	19/06/2023	2	K155,000.00	K89,435.62	57.70	57.70	25.60	25.60
ZM1000003898	12.00	04/07/2018	04/07/2025	21/06/2023	2	K205,610.00	K199,999.40	97.29	97.29	17.00	17.00
ZM1000005430	11.00	19/09/2022	19/09/2027	21/06/2023	4	K126,612.00	K82,951.68	65.50	65.50	26.00	26.00
ZM1000005455	13.00	19/09/2022	19/09/2032	23/06/2023	9	K37,000,000.00	K21,497,176.89	54.68	54.68	26.20	26.20
ZM1000004649	10.00	25/01/2021	25/01/2024	14/06/2023	0	K196,000.00	K199,951.17	102.02	102.02	13.44	13.44
ZM1000005091	13.00	27/12/2021	27/12/2031	19/06/2023	8	K310,000.00	K199,670.88	64.41	64.41	25.09	25.09