



**SECURITIES AND EXCHANGE COMMISSION**  
Protecting Investors in the Capital Markets

Date

Tuesday, 20 June 2023

**K121.2M**

Total Nominal Value

**K92.1M**

Total Market Value

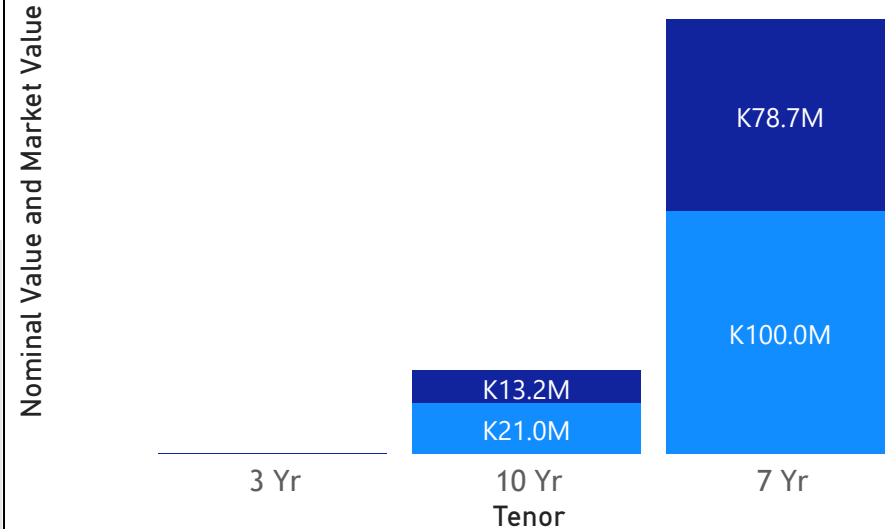
**5**

Number of Trades

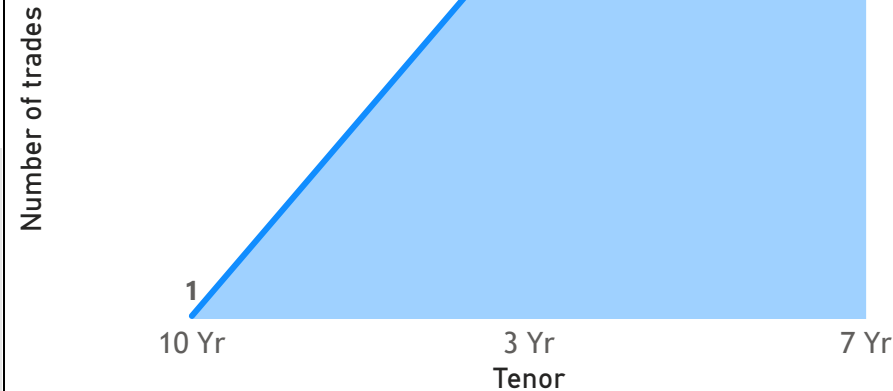
# GRZ Bonds Secondary Market Trade Summary Report

## Consideration and Nominal Value

● Nominal Value ● Market Value



## No. of Trades by Tenor



## Range of Trade Prices (ZMW)\*

Tenor	Min Price	Max Price
7 Yr	78.74	78.74
3 Yr	85.21	85.21
10 Yr	62.93	62.93

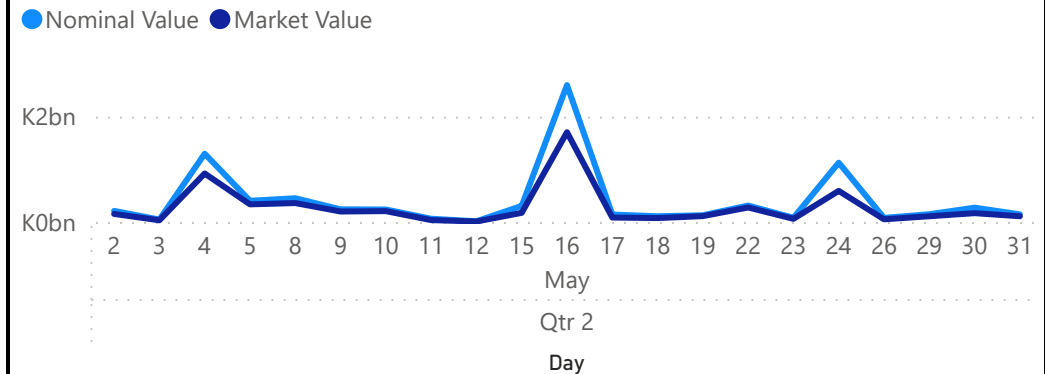
## Range of Yields Rates\*

Tenor	Min Yield	Max Yield
7 Yr	23.75	23.75
3 Yr	18.00	18.00

## Primary Market May 26 2023 Auction

Tenor	Cut- Off Yield Rate	Coupon Rates	Range of Successful Yield Rates
2 Years	18.00	9	17.0000-18.0000
3 Years	22.00	10	17.0000-22.0000
5 Years	24.00	11	22.0000-24.0000
7 Years	25.49	12	24.5000-25.4900
10 Years	27.75	13	24.8900-27.7500
15 Years	27.75	14	20.5700-27.7500

## May 2023 Activity



\*Disclaimer: This content is prepared from information received by the Commission through third-party reports. The range of prices by tenor and range of yields by tenor are based on dealer submissions. The content is indicative and intended for informational purposes only and shall not in any way be deemed to be investment advice, guidance or recommendation of the SEC. Users are responsible for making investment decisions and are advised to obtain independent professional advice before acting on or using this

# GRZ Bonds Secondary Market Trade Summary Report

ISIN Code	Coupon Rate	Issue Date	Maturity Date	Trade Date/ Valuation Date	Years To Maturity	Nominal Value	Market Value	Min Trade Price	Max Trade Price	Min Yield	Max Yield
ZM1000005661	10.00	04/03/2023	04/03/2026	20/06/2023	2	K234,740.00	K200,001.48	85.21	85.21	18.00	18.00
ZM1000004227	12.00	30/12/2019	30/12/2026	20/06/2023	3	K100,000,000.00	K78,702,424.66	78.74	78.74	23.75	23.75