



SECURITIES AND EXCHANGE COMMISSION
Protecting Investors in the Capital Markets

Date

Monday, 12 June 2023

K125.20M

Total Nominal Value

K116.43M

Total Market Value

15

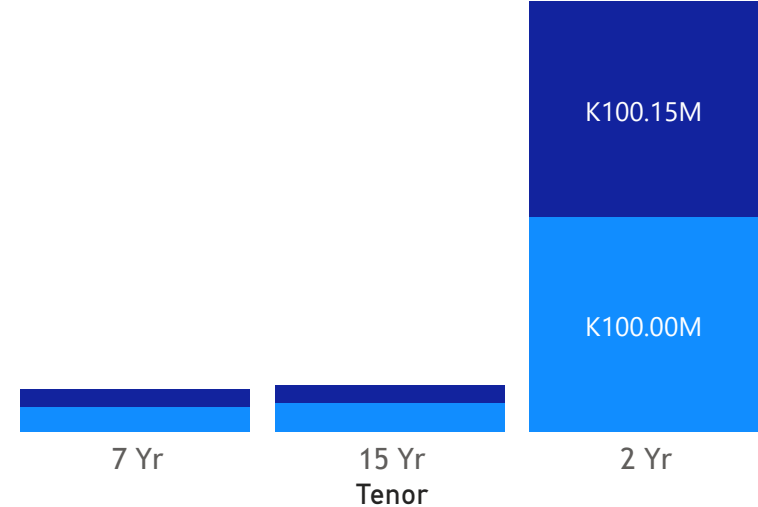
Number of Trades

GRZ Bonds Secondary Market Trade Summary Report

Consideration and Nominal Value

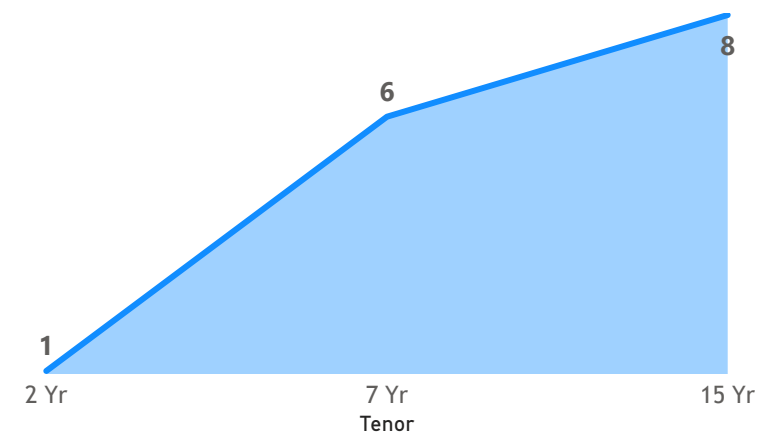
● Nominal Value ● Market Value

Nominal Value and Market Value



No. of Trades by Tenor

Number of trades



Range of Trade Prices (ZMW)*

Tenor	Min Price	Max Price
15 Yr	52.68	63.12
2 Yr	100.15	100.15
7 Yr	66.16	72.93

Range of Yields Rates*

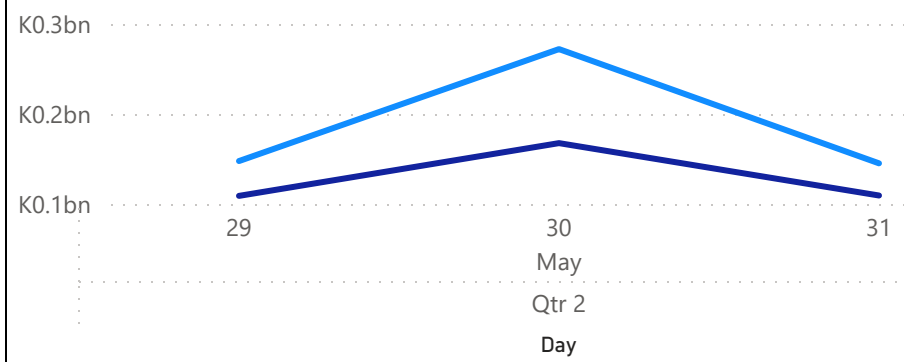
Tenor	Min Yield	Max Yield
15 Yr	24.73	28.00
2 Yr	16.36	16.36
7 Yr	22.00	23.50

Primary Market May 26 2023 Auction

Tenor	Cut- Off Yield Rate	Coupon Rates	Range of Successful Yield Rates
2 Years	18.00	9	16.0000-18.0000
3 Years	22.00	10	20.0000-22.0000
5 Years	24.00	11	20.0000-24.0000
7 Years	25.49	12	24.0000-25.4900
10 Years	27.75	13	25.0000-27.7500
15 Years	27.75	14	26.5000-27.7500

May 2023 Activity

● Nominal Value ● Market Value



*Disclaimer: This content is prepared from information received by the Commission through third-party reports. The range of prices by tenor and range of yields by tenor are based on dealer submissions. The content is indicative and intended for informational purposes only and shall not in any way be deemed to be investment advice, guidance or recommendation of the SEC. Users are responsible for making investment decisions and are advised to obtain independent professional advice before acting on or using this

GRZ Bonds Secondary Market Trade Summary Report

ISIN Code	Coupon Rate	Issue Date	Maturity Date	Trade Date/ Valuation Date	Years To Maturity	Nominal Value	Market Value	Min Trade Price	Max Trade Price	Min Yield	Max Yield
ZM1000004383	14	01/06/2020	01/06/2035	06/12/2023	11	K3,766,948.00	K1,984,152.70	52.68	52.68	28.00	28.00
ZM1000004383	14	01/06/2020	01/06/2035	12/06/2023	12	K3,407,000.00	K1,999,959.64	58.70	58.70	25.18	25.18
ZM1000005737	14	05/02/2023	05/02/2038	12/06/2023	14	K173,000.00	K99,519.76	57.53	57.53	25.61	25.61
ZM1000004938	9	20/09/2021	20/09/2023	12/06/2023	0	K100,000,000.00	K100,145,705.48	100.15	100.15	16.36	16.36
ZM1000003872	14	23/04/2018	23/04/2033	12/06/2023	9	K190,000.00	K119,526.86	62.91	62.91	24.73	24.73
ZM1000003211	14	24/04/2017	24/04/2032	06/12/2023	8	K6,000,000.00	K3,787,177.24	63.12	63.12	25.10	25.10
ZM1000005034	12	29/11/2021	29/11/2028	06/12/2023	4	K3,005,202.00	K1,987,283.10	66.16	66.16	23.50	23.50
ZM1000004581	12	30/11/2020	30/11/2027	06/12/2023	3	K8,655,866.00	K6,310,000.00	72.85	72.93	22.00	22.00