



SECURITIES AND EXCHANGE COMMISSION
Protecting Investors in the Capital Markets

Date

Thursday, 8 June 2023

K62.51M

Total Nominal Value

K37.14M

Total Market Value

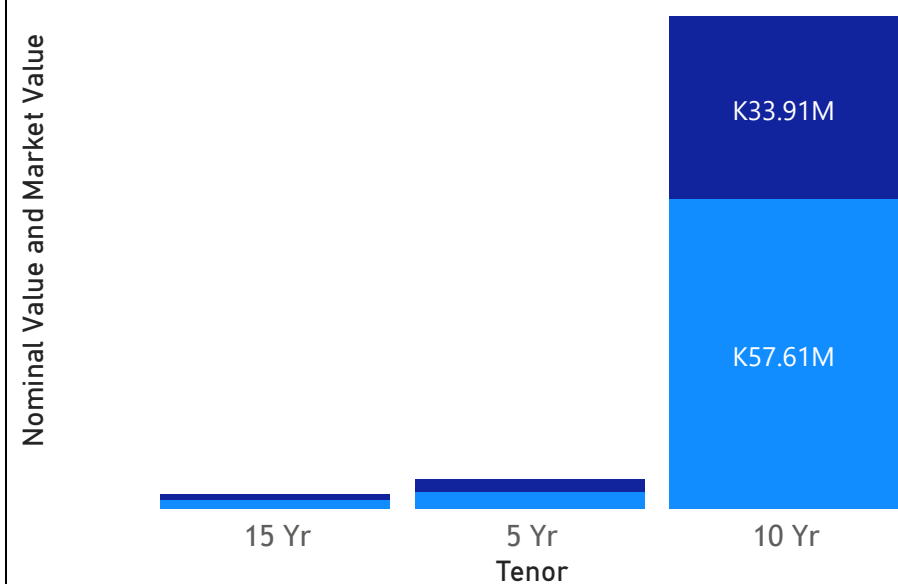
15

Number of Trades

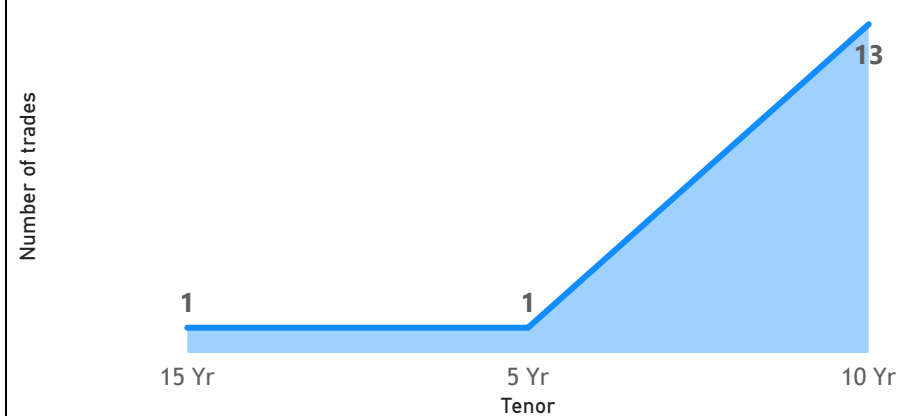
GRZ Bonds Secondary Market Trade Summary Report

Consideration and Nominal Value

● Nominal Value ● Market Value



No. of Trades by Tenor



Range of Trade Prices (ZMW)*

Tenor	Min Price	Max Price
10 Yr	51.57	82.79
15 Yr	58.65	58.65
5 Yr	70.12	70.12

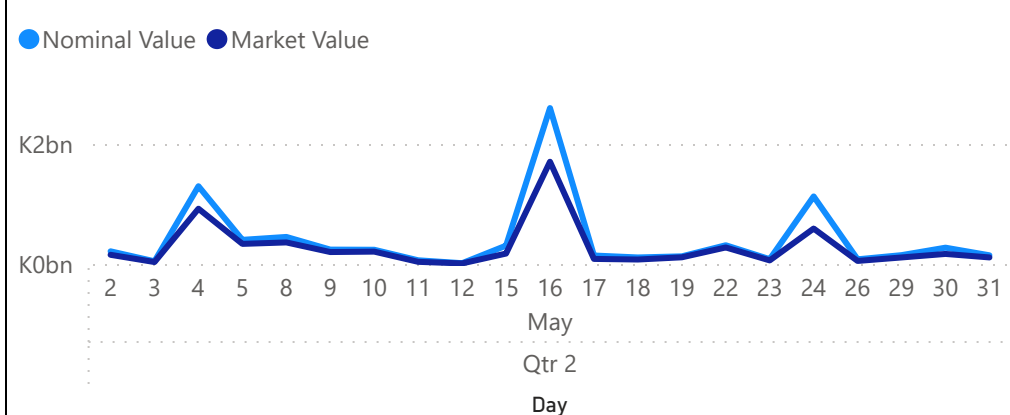
Range of Yields Rates*

Tenor	Min Yield	Max Yield
10 Yr	20.54	27.40
15 Yr	25.17	25.17
5 Yr	22.12	22.12

Primary Market May 26 2023 Auction

Tenor	Cut- Off Yield Rate	Coupon Rates	Range of Successful Yield Rates
2 Years	18.00	9	16.0000-18.0000
3 Years	22.00	10	20.0000-22.0000
5 Years	24.00	11	20.0000-24.0000
7 Years	25.49	12	24.0000-25.4900
10 Years	27.75	13	25.0000-27.7500
15 Years	27.75	14	26.5000-27.7500

May 2023 Activity



*Disclaimer: This content is prepared from information received by the Commission through third-party reports. The range of prices by tenor and range of yields by tenor are based on dealer submissions. The content is indicative and intended for informational purposes only and shall not in any way be deemed to be investment advice, guidance or recommendation of the SEC. Users are responsible for making investment decisions and are advised to obtain independent professional advice before acting on or using this information.

GRZ Bonds Secondary Market Trade Summary Report

ISIN Code	Coupon Rate	Issue Date	Maturity Date	Trade Date/ Valuation Date	Years To Maturity	Nominal Value	Market Value	Min Trade Price	Max Trade Price	Min Yield	Max Yield
ZM1000004383	14	01/06/2020	01/06/2035	08/06/2023	12	K1,705,000.00	K999,963.30	58.65	58.65	25.17	25.17
ZM1000005695	13	04/03/2023	04/03/2023	06/08/2023	0	K5,281,966.00	K3,031,594.93	57.37	60.21	24.50	25.80
ZM1000005695	13	04/03/2023	04/03/2023	08/06/2023	0	K22,000,000.00	K11,893,717.47	51.57	54.06	27.40	27.40
ZM1000005679	11	04/03/2023	04/03/2028	08/06/2023	4	K3,194,000.00	K2,239,624.05	70.12	70.12	22.12	22.12
ZM1000003054	13	21/11/2016	21/11/2026	08/06/2023	3	K1,207,000.00	K999,319.70	82.79	82.79	20.54	20.54
ZM1000004672	13	25/01/2021	25/01/2031	06/08/2023	7	K19,070,994.00	K11,674,059.25	61.07	67.08	24.00	26.75
ZM1000004672	13	25/01/2021	25/01/2031	08/06/2023	7	K10,048,000.00	K6,306,639.97	61.53	65.60	24.67	26.50

Disclaimer: This content is prepared from information received by the Commission through third-party reports. The content is indicative and intended for informational purposes only and shall not in any way be deemed to be investment advice, guidance or recommendation of the SEC. Users are responsible for making investment decisions and are advised to obtain independent professional advice before acting on or using this information.