



**SECURITIES AND EXCHANGE COMMISSION**  
Protecting Investors in the Capital Markets

Date

Friday, 2 June 2023

**K450.63M**

Total Nominal Value

**K300.43M**

Total Market Value

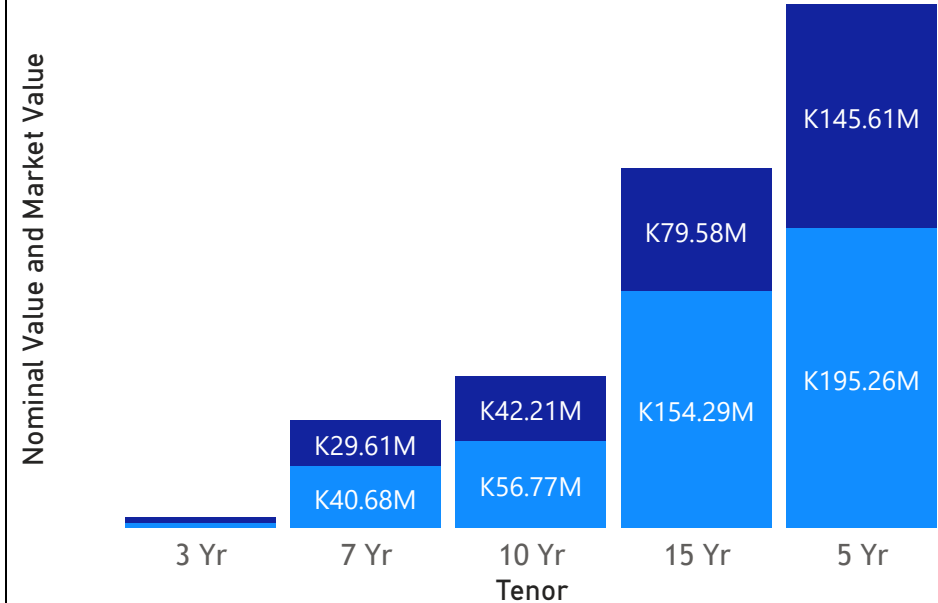
**23**

Number of Trades

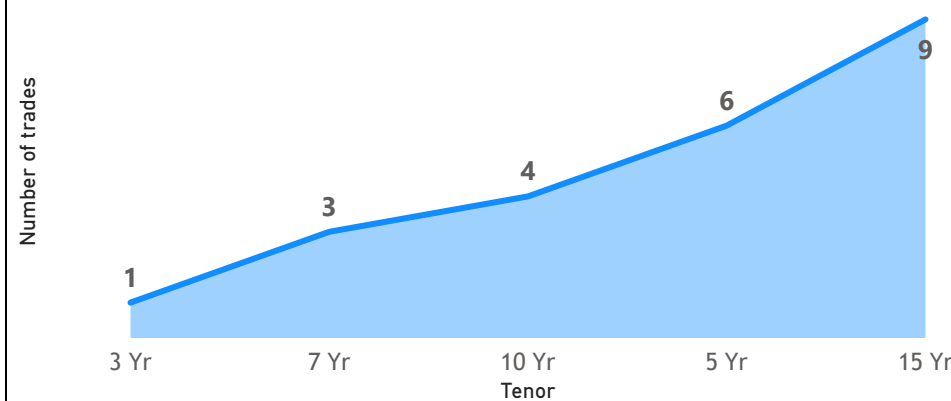
# GRZ Bonds Secondary Market Trade Summary Report

## Consideration and Nominal Value

● Nominal Value ● Market Value



## No. of Trades by Tenor



## Range of Trade Prices (ZMW)\*

Tenor	Min Price	Max Price
10 Yr	51.85	76.93
15 Yr	50.27	59.50
3 Yr	93.99	93.99
5 Yr	68.57	83.03
7 Yr	69.49	73.80

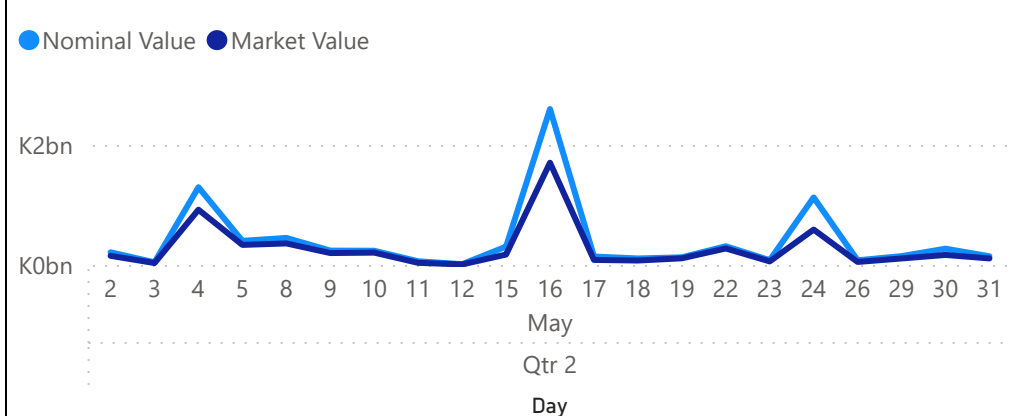
## Range of Yields Rates\*

Tenor	Min Yield	Max Yield
10 Yr	24.67	27.25
15 Yr	24.72	29.00
3 Yr	26.15	26.15
5 Yr	21.00	26.63
7 Yr	21.68	26.63

## Primary Market May 26 2023 Auction

Tenor	Cut- Off Yield Rate	Coupon Rates	Range of Successful Yield Rates
2 Years	18.00	9	16.0000-18.0000
3 Years	22.00	10	20.0000-22.0000
5 Years	24.00	11	20.0000-24.0000
7 Years	25.49	12	24.0000-25.4900
10 Years	27.75	13	25.0000-27.7500
15 Years	27.75	14	26.5000-27.7500

## May 2023 Activity



\*Disclaimer: This content is prepared from information received by the Commission through third-party reports. The range of prices by tenor and range of yields by tenor are based on dealer submissions. The content is indicative and intended for informational purposes only and shall not in any way be deemed to be investment advice, guidance or recommendation of the SEC. Users are responsible for making investment decisions and are advised to obtain independent professional advice before acting on or using this

# GRZ Bonds Secondary Market Trade Summary Report

ISIN Code	Coupon Rate	Issue Date	Maturity Date	Trade Date/ Valuation Date	Years To Maturity	Nominal Value	Market Value	Min Trade Price	Max Trade Price	Min Yield	Max Yield
ZM1000004383	14	01/06/2020	01/06/2035	02/06/2023	12	K152,680,000.00	K78,727,591.36	50.27	59.50	24.72	29.00
ZM1000004383	14	01/06/2020	01/06/2035	06/02/2023	12	K1,517,798.00	K799,444.78	52.68	52.68	27.75	27.75
ZM1000005695	13	04/03/2023	04/03/2023	02/06/2023	0	K3,000,000.00	K1,623,901.79	51.85	51.85	27.25	27.25
ZM1000005695	13	04/03/2023	04/03/2023	06/02/2023	0	K3,000,000.00	K1,623,901.56	54.14	54.14	27.25	27.25
ZM1000003112	13	05/12/2016	05/12/2026	23/05/2023	3	K50,000,000.00	K38,463,813.70	76.93	76.93	24.70	24.70
ZM1000004730	12	22/03/2021	22/03/2028	17/05/2023	4	K677,000.00	K499,613.29	73.80	73.80	21.68	21.68
ZM1000003211	14	24/04/2017	24/04/2032	06/02/2023	9	K88,004.00	K51,431.30	58.49	58.49	27.00	27.00
ZM1000004649	10	25/01/2021	25/01/2024	23/05/2023	0	K3,636,000.00	K3,417,532.93	93.99	93.99	26.15	26.15
ZM1000004656	11	25/01/2021	25/01/2026	02/06/2023	2	K79,000,000.00	K59,683,815.94	71.57	71.57	26.63	26.63
ZM1000004672	13	25/01/2021	25/01/2031	02/06/2023	7	K765,000.00	K499,950.35	65.35	65.35	24.67	24.67
ZM1000004136	12	26/08/2019	26/08/2026	02/06/2023	3	K40,000,000.00	K29,109,514.50	69.49	69.51	26.63	26.63
ZM1000004839	11	28/06/2021	28/06/2026	02/06/2023	3	K110,000,000.00	K80,728,112.54	68.57	68.57	26.63	26.63
ZM1000004839	11	28/06/2021	28/06/2026	06/02/2023	3	K6,263,792.00	K5,200,000.00	83.03	83.03	21.00	21.00