



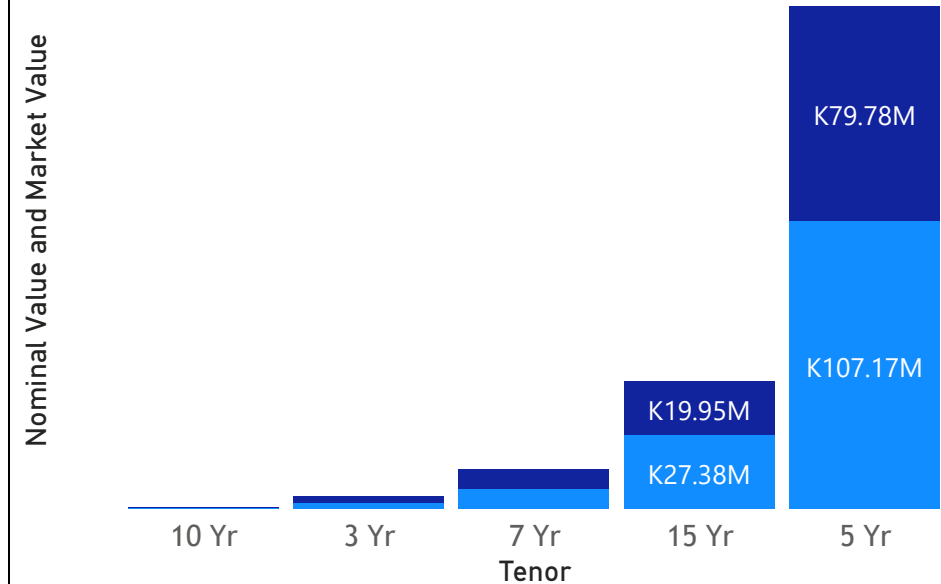
SECURITIES AND EXCHANGE COMMISSION
Protecting Investors in the Capital Markets

Date
Wednesday, 31 May 2023

GRZ Bonds Secondary Market Trade Summary Report

Consideration and Nominal Value

● Nominal Value ● Market Value



Range of Trade Prices (ZMW)*

Tenor	Min Price	Max Price
10 Yr	65.29	65.29
15 Yr	52.15	74.08
3 Yr	87.11	95.96
5 Yr	68.74	93.22
7 Yr	91.21	91.38

Range of Yields Rates*

Tenor	Min Yield	Max Yield
10 Yr	24.66	24.66
15 Yr	24.70	28.00
3 Yr	16.30	26.65
5 Yr	20.39	27.00
7 Yr	23.63	25.18

Primary Market May 26 2023 Auction

Tenor	Cut- Off Yield Rate	Coupon Rates	Range of Successful Yield Rates
2 Years	18.00	9	16.0000-18.0000
3 Years	22.00	10	20.0000-22.0000
5 Years	24.00	11	20.0000-24.0000
7 Years	25.49	12	24.0000-25.4900
10 Years	27.75	13	25.0000-27.7500
15 Years	27.75	14	26.5000-27.7500

K145.19M

Total Nominal Value

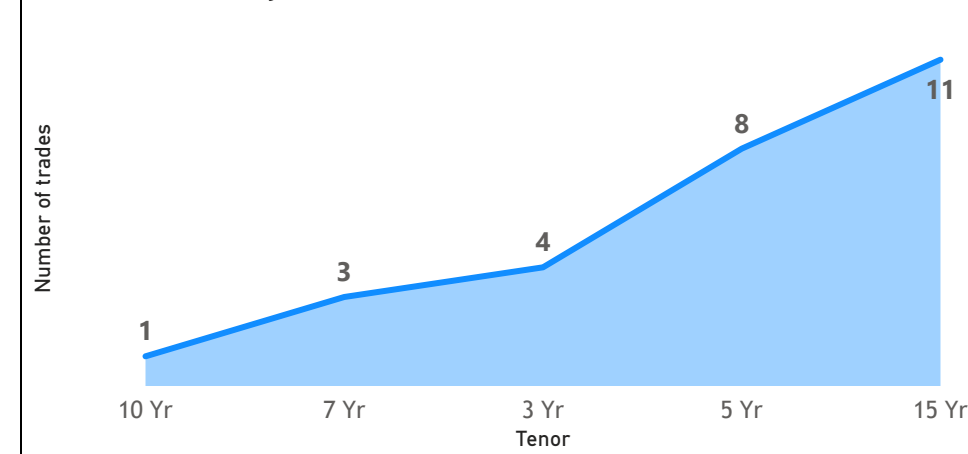
K109.44M

Total Market Value

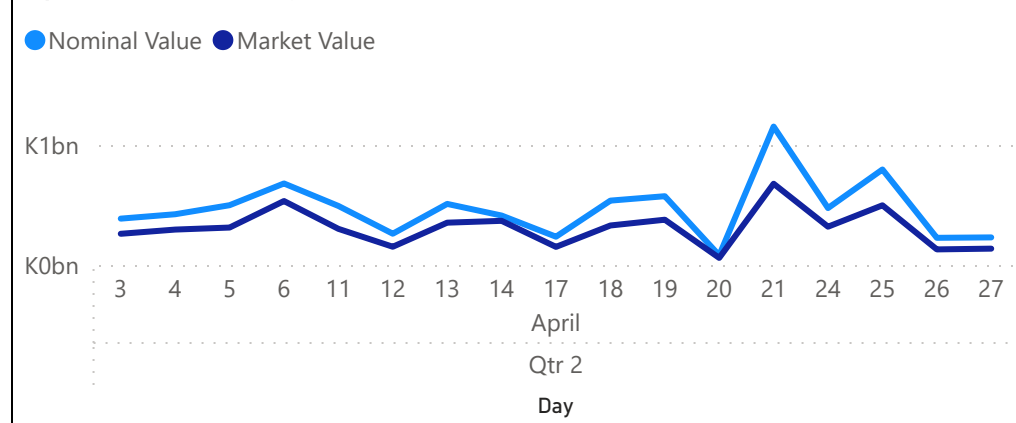
27

Number of Trades

No. of Trades by Tenor



April 2023 Activity



*Disclaimer: This content is prepared from information received by the Commission through third-party reports. The range of prices by tenor and range of yields by tenor are based on dealer submissions. The content is indicative and intended for informational purposes only and shall not in any way be deemed to be investment advice, guidance or recommendation of the SEC. Users are responsible for making investment decisions and are advised to obtain independent professional advice before acting on or using this information.

GRZ Bonds Secondary Market Trade Summary Report

ISIN Code	Coupon Rate	Issue Date	Maturity Date	Trade Date/ Valuation Date	Years To Maturity	Nominal Value	Market Value	Min Trade Price	Max Trade Price	Min Yield	Max Yield
ZM1000004383	14	01/06/2020	01/06/2035	31/05/2023	12	K395,020.00	K220,007.74	52.15	59.11	28.00	28.00
ZM1000005703	14	04/03/2023	04/03/2026	31/05/2023	2	K530,000.00	K319,954.31	60.37	60.37	24.70	24.70
ZM1000005679	11	04/03/2023	04/03/2028	31/05/2023	4	K209,000.00	K149,525.77	71.54	71.54	21.35	21.35
ZM1000005737	14	05/02/2023	05/02/2038	31/05/2023	14	K118,000.00	K69,927.64	59.26	59.26	24.70	24.70
ZM1000004094	11	17/06/2019	17/06/2024	31/05/2023	1	K3,962,000.00	K3,693,494.78	93.22	93.22	24.69	24.69
ZM1000003344	12	18/12/2017	18/12/2024	31/05/2023	1	K1,744,000.00	K1,590,691.32	91.21	91.21	23.63	23.63
ZM1000004946	10	20/09/2021	20/09/2024	31/05/2023	1	K812,000.00	K739,764.45	87.11	93.16	18.00	24.08
ZM1000003872	14	23/04/2018	23/04/2033	31/05/2023	9	K494,000.00	K299,954.41	60.72	60.72	25.48	25.48
ZM1000003203	12	24/04/2017	24/04/2024	31/05/2023	0	K6,007,000.00	K5,489,191.91	91.38	91.38	25.18	25.18
ZM1000003211	14	24/04/2017	24/04/2032	31/05/2023	8	K324,412.00	K200,000.88	61.65	61.65	25.50	25.50
ZM1000004649	10	25/01/2021	25/01/2024	31/05/2023	0	K1,070,000.00	K1,070,000.00	94.27	94.27	26.65	26.65
ZM1000004656	11	25/01/2021	25/01/2026	31/05/2023	2	K1,337,884.00	K998,429.60	74.77	74.77	27.00	27.00
ZM1000004672	13	25/01/2021	25/01/2031	31/05/2023	7	K490,000.00	K319,935.47	65.29	65.29	24.66	24.66
ZM1000005067	10	27/12/2021	27/12/2024	31/05/2023	1	K521,000.00	K499,944.63	95.96	95.96	16.30	16.30
ZM1000004839	11	28/06/2021	28/06/2026	31/05/2023	3	K101,664,000.00	K74,935,039.42	68.74	84.10	20.39	26.52
ZM1000004920	14	30/08/2021	30/08/2036	31/05/2023	13	K514,000.00	K319,968.85	62.25	62.25	24.71	24.71