



**SECURITIES AND EXCHANGE COMMISSION**  
Protecting Investors in the Capital Markets

Date

< Monday, 29 May 2023

**K147.72M**

Total Nominal Value

**K109.02M**

Total Market Value

**23**

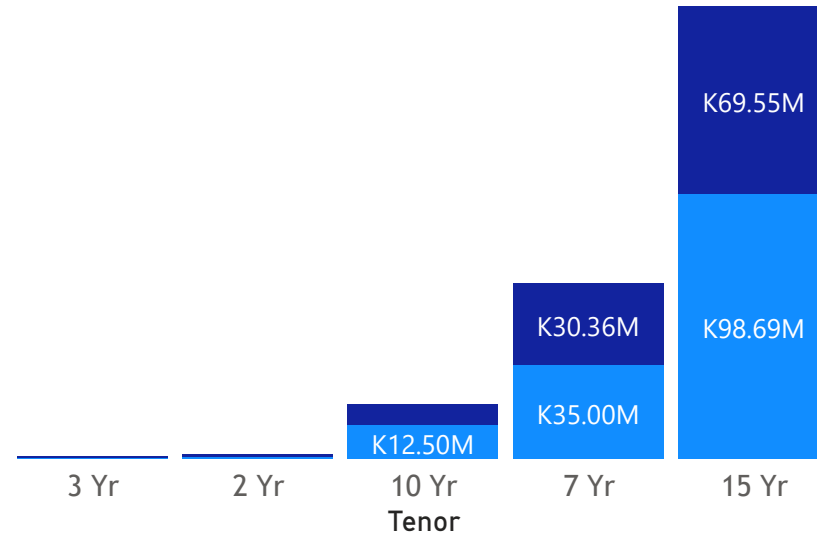
Number of Trades

# GRZ Bonds Secondary Market Trade Summary Report

## Consideration and Nominal Value

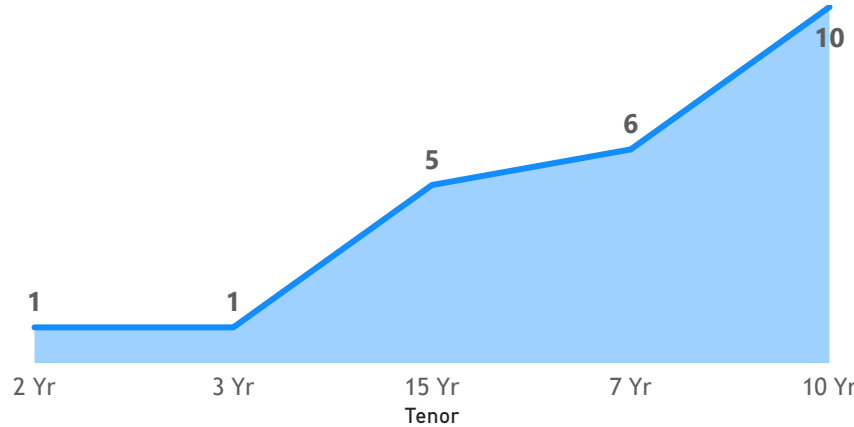
● Nominal Value ● Market Value

Nominal Value and Market Value



## No. of Trades by Tenor

Number of trades



## Range of Trade Prices (ZMW)\*

Tenor	Min	Max
10 Yr	57.80	90.49
15 Yr	51.46	77.35
2 Yr	93.56	93.56
3 Yr	90.58	90.58
7 Yr	73.98	93.99

## Range of Yields Rates\*

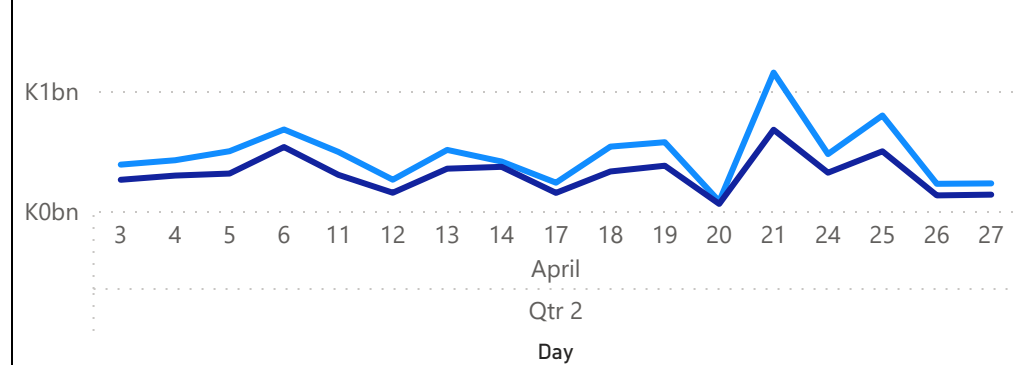
Tenor	Min	Max
10 Yr	22.50	27.50
15 Yr	25.10	27.80
2 Yr	28.00	28.00
3 Yr	24.52	24.52
7 Yr	18.75	27.08

## Primary Market May 26 2023 Auction

Tenor	Cut- Off Yield Rate	Coupon Rates	Range of Successful Yield Rates
2 Years	18.00	9	16.0000-18.0000
3 Years	22.00	10	20.0000-22.0000
5 Years	24.00	11	20.0000-24.0000
7 Years	25.49	12	24.0000-25.4900
10 Years	27.75	13	25.0000-27.7500
15 Years	27.75	14	26.5000-27.7500

## April 2023 Activity

● Nominal Value ● Market Value



\*Disclaimer: This content is prepared from information received by the Commission through third-party reports. The range of prices by tenor and range of yields by tenor are based on dealer submissions. The content is indicative and intended for informational purposes only and shall not in any way be deemed to be investment advice, guidance or recommendation of the SEC. Users are responsible for making investment decisions and are advised to obtain independent professional advice before acting on or using this information.

# GRZ Bonds Secondary Market Trade Summary Report

ISIN Code	Coupon Rate	Issue Date	Maturity Date	Trade Date/ Valuation Date	Years To Maturity	Nominal Value	Market Value	Min Trade Price	Max Trade Price	Min Yield	Max Yield
ZM1000004995	9	01/11/2021	01/11/2023	29/05/2023	0	K975,000.00	K912,173.77	93.56	93.56	28.00	28.00
ZM1000005695	13	04/03/2023	04/03/2023	29/05/2023	0	K386,000.00	K229,666.41	59.50	59.50	24.67	24.67
ZM1000003898	12	04/07/2018	04/07/2025	29/05/2023	2	K12,201,000.00	K11,415,697.51	88.70	88.70	18.75	18.75
ZM1000003286	12	04/09/2017	04/09/2024	29/05/2023	1	K2,762,000.00	K2,507,051.59	90.77	90.77	23.60	23.60
ZM1000005737	14	05/02/2023	05/02/2038	29/05/2023	14	K99,000.00	K57,581.06	58.16	58.16	25.10	25.10
ZM1000003351	13	18/12/2017	18/12/2027	29/05/2023	4	K389,260.00	K279,572.02	57.80	79.56	22.50	27.50
ZM1000003047	12	21/11/2016	21/11/2023	29/05/2023	0	K3,378,000.00	K3,174,848.56	93.99	93.99	27.08	27.08
ZM1000003203	12	24/04/2017	24/04/2024	17/05/2023	0	K5,799,000.00	K5,257,406.70	90.66	90.66	25.03	25.03
ZM1000002197	13	27/05/2014	24/05/2024	29/05/2023	0	K312,000.00	K282,342.63	90.49	90.49	24.83	24.83
ZM1000004672	13	25/01/2021	25/01/2031	22/05/2023	7	K10,000,000.00	K6,082,018.90	60.82	60.82	27.25	27.25
ZM1000004672	13	25/01/2021	25/01/2031	29/05/2023	7	K1,410,000.00	K831,236.68	59.01	59.01	27.50	27.50
ZM1000004821	10	28/06/2021	28/06/2024	17/05/2023	1	K554,000.00	K501,804.17	90.58	90.58	24.52	24.52
ZM1000005760	14	29/05/2023	29/05/2038	29/05/2023	15	K15,000,000.00	K7,718,325.00	51.46	51.46	27.75	27.75
ZM1000004581	12	30/11/2020	30/11/2027	29/05/2023	4	K10,858,530.00	K8,000,000.26	73.98	73.98	24.00	24.00