



SECURITIES AND EXCHANGE COMMISSION
Protecting Investors in the Capital Markets

Date

Friday, 26 May 2023

K78.10M

Total Nominal Value

K50.99M

Total Market Value

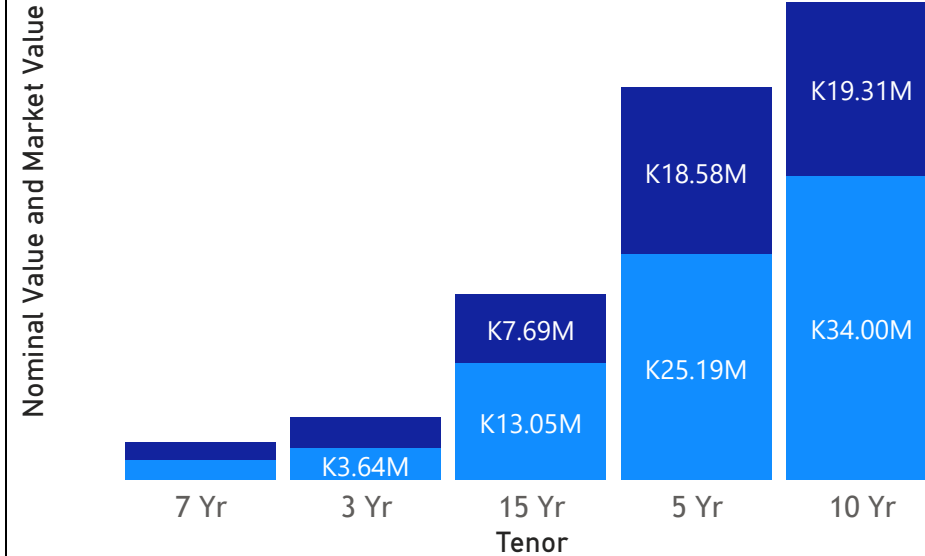
14

Number of Trades

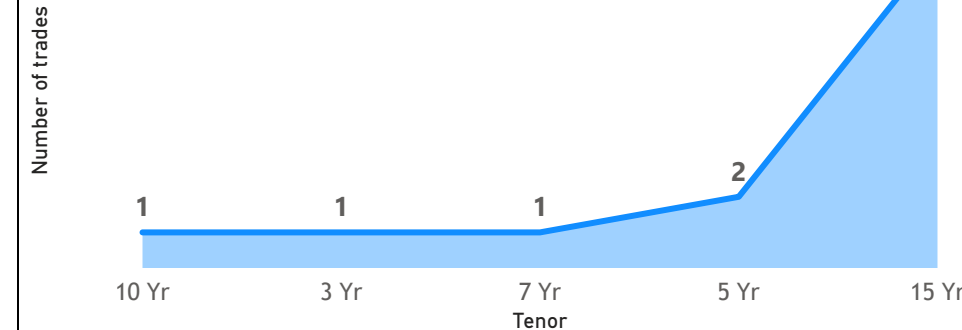
GRZ Bonds Secondary Market Trade Summary Report

Consideration and Nominal Value

● Nominal Value ● Market Value



No. of Trades by Tenor



Range of Trade Prices (ZMW)*

Tenor	Min Price	Max Price
10 Yr	56.78	56.78
15 Yr	58.16	72.27
3 Yr	93.99	93.99
5 Yr	68.34	69.18
7 Yr	89.89	89.89

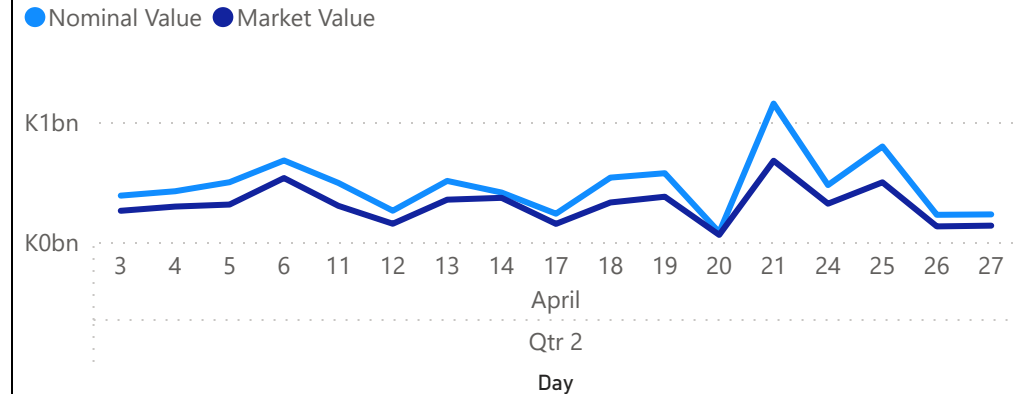
Range of Yields Rates*

Tenor	Min Yield	Max Yield
10 Yr	27.25	27.25
15 Yr	24.73	28.00
3 Yr	26.56	26.56
5 Yr	22.69	26.15
7 Yr	37.70	37.70

Primary Market May 26 2023 Auction

Tenor	Cut- Off Yield Rate	Coupon Rates	Range of Successful Yield Rates
2 Years	18.00	9	16.0000-18.0000
3 Years	22.00	10	20.0000-22.0000
5 Years	24.00	11	20.0000-24.0000
7 Years	25.49	12	24.0000-25.4900
10 Years	27.75	13	25.0000-27.7500
15 Years	27.75	14	26.5000-27.7500

April 2023 Activity



*Disclaimer: This content is prepared from information received by the Commission through third-party reports. The range of prices by tenor and range of yields by tenor are based on dealer submissions. The content is indicative and intended for informational purposes only and shall not in any way be deemed to be investment advice, guidance or recommendation of the SEC. Users are responsible for making investment decisions and are advised to obtain independent professional advice before acting on or using this information.

GRZ Bonds Secondary Market Trade Summary Report

ISIN Code	Coupon Rate	Issue Date	Maturity Date	Trade Date/ Valuation Date	Years To Maturity	Nominal Value	Market Value	Min Trade Price	Max Trade Price	Min Yield	Max Yield
ZM1000004383	14	01/06/2020	01/06/2035	26/05/2023	12	K1,630,640.00	K960,000.16	58.90	58.90	28.00	28.00
ZM1000005679	11	04/03/2023	04/03/2028	26/05/2023	4	K190,000.00	K129,848.94	68.34	68.34	22.69	22.69
ZM1000003047	12	21/11/2016	21/11/2023	26/05/2023	0	K2,224,000.00	K1,999,232.93	89.89	89.89	37.70	37.70
ZM1000003062	14	21/11/2016	21/11/2031	26/05/2023	8	K476,000.00	K299,755.10	62.97	62.97	24.73	24.73
ZM1000005612	14	23/01/2023	23/01/2038	26/05/2023	14	K111,000.00	K69,769.48	62.86	62.86	24.73	24.73
ZM1000003211	14	24/04/2017	24/04/2032	26/05/2023	8	K637,882.00	K400,001.24	62.71	62.71	25.00	25.00
ZM1000004649	10	25/01/2021	25/01/2024	26/05/2023	0	K3,636,000.00	K3,417,532.93	93.99	93.99	26.56	26.56
ZM1000004672	13	25/01/2021	25/01/2031	19/05/2023	7	K34,000,000.00	K19,305,661.10	56.78	56.78	27.25	27.25
ZM1000004839	11	28/06/2021	28/06/2026	26/05/2023	3	K25,000,000.00	K18,447,806.51	69.18	69.18	26.15	26.15