



SECURITIES AND EXCHANGE COMMISSION
Protecting Investors in the Capital Markets

Date

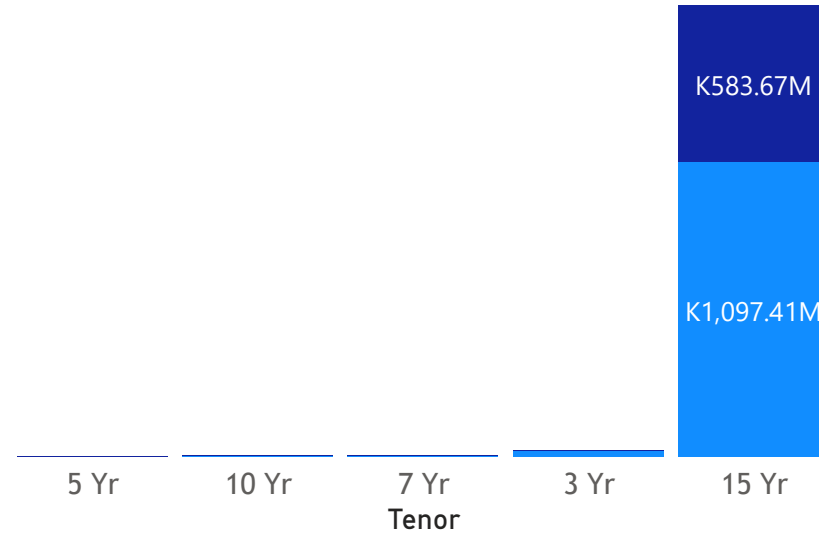
Wednesday, 24 May 2023

GRZ Bonds Secondary Market Trade Summary Report

Consideration and Nominal Value

● Nominal Value ● Market Value

Nominal Value and Market Value



Range of Trade Prices (ZMW)*

Tenor	Min Price	Max Price
10 Yr	57.05	82.31
15 Yr	52.74	63.18
3 Yr	0.00	98.62
5 Yr	70.76	70.76
7 Yr	70.87	99.58

Range of Yields Rates*

Tenor	Min Yield	Max Yield
10 Yr	20.31	25.70
15 Yr	24.69	31.50
3 Yr	16.81	20.75
5 Yr	26.00	26.00
7 Yr	16.48	22.97

Primary Market April 27 2023 Auction

Tenor	Cut- Off Yield Rate	Coupon Rates	Range of Successful Yield Rates
2 Years	18.00	9	16.0000-18.0000
3 Years	22.00	10	20.0000-22.0000
5 Years	24.00	11	20.0000-24.0000
7 Years	25.49	12	24.0000-25.4900
10 Years	27.75	13	25.0000-27.7500
15 Years	27.75	14	26.5000-27.7500

K1.13bn

Total Nominal Value

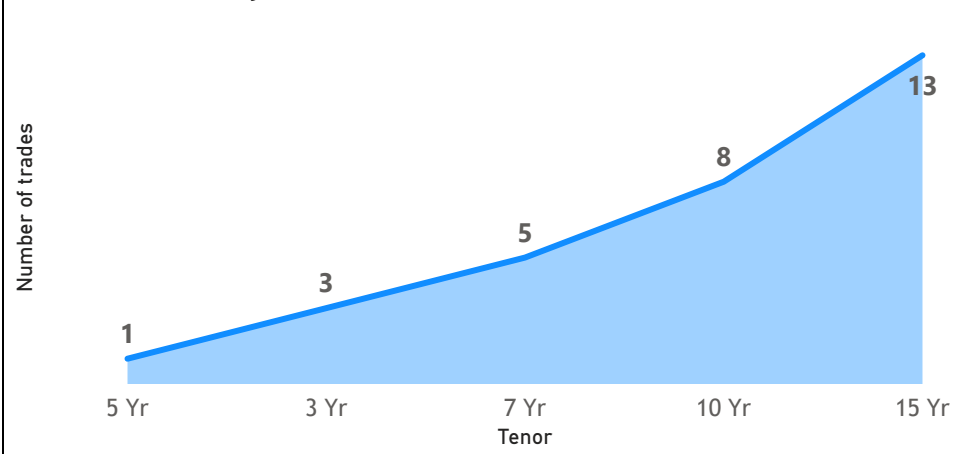
K590.82M

Total Market Value

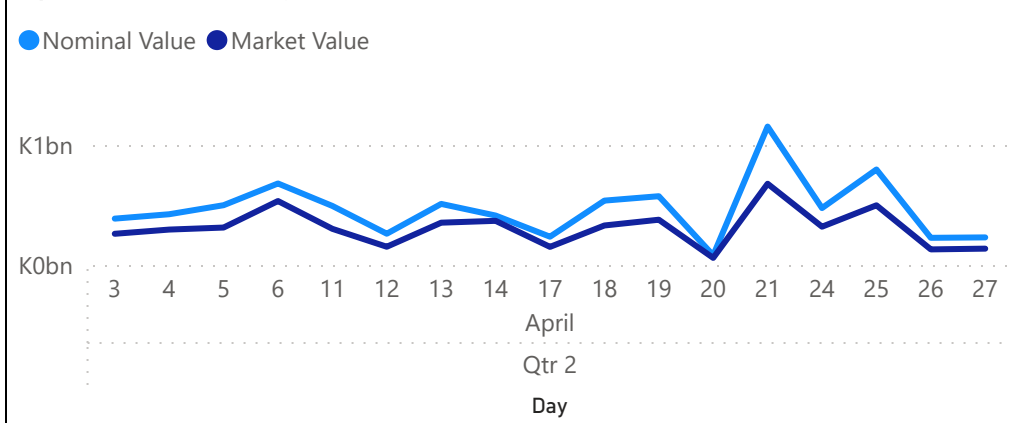
30

Number of Trades

No. of Trades by Tenor



April 2023 Activity



*Disclaimer: This content is prepared from information received by the Commission through third-party reports. The range of prices by tenor and range of yields by tenor are based on dealer submissions. The content is indicative and intended for informational purposes only and shall not in any way be deemed to be investment advice, guidance or recommendation of the SEC. Users are responsible for making investment decisions and are advised to obtain independent professional advice before acting on or using this

GRZ Bonds Secondary Market Trade Summary Report

ISIN Code	Coupon Rate	Issue Date	Maturity Date	Trade Date/ Valuation Date	Years To Maturity	Nominal Value	Market Value	Min Trade Price	Max Trade Price	Min Yield	Max Yield
ZM1000004383	14	01/06/2020	01/06/2035	24/05/2023	12	K952,157,291.00	K502,620,289.34	52.74	63.18	26.00	31.50
ZM1000005695	13	04/03/2023	04/03/2023	17/05/2023	0	K338,000.00	K199,828.27	59.12	59.12	24.67	24.67
ZM1000005695	13	04/03/2023	04/03/2023	24/05/2023	0	K175,000.00	K99,843.31	57.05	57.05	25.70	25.70
ZM1000005703	14	04/03/2023	04/03/2026	17/05/2023	2	K919,000.00	K549,157.23	59.00	59.83	24.70	25.50
ZM1000005737	14	05/02/2023	05/02/2038	24/05/2023	14	K338,000.00	K199,616.96	59.06	59.06	24.69	24.69
ZM1000003054	13	21/11/2016	21/11/2026	17/05/2023	3	K971,000.00	K799,252.99	82.31	82.31	20.31	20.31
ZM1000003054	13	21/11/2016	21/11/2026	24/05/2023	3	K140,466.00	K109,551.22	78.02	78.02	22.50	22.50
ZM1000004730	12	22/03/2021	22/03/2028	17/05/2023	4	K402,000.00	K284,905.37	70.87	70.87	22.97	22.97
ZM1000004730	12	22/03/2021	22/03/2028	24/05/2023	4	K674,000.00	K499,510.79	74.11	74.11	21.68	21.68
ZM1000005612	14	23/01/2023	23/01/2038	24/05/2023	14	K10,000,000.00	K5,815,820.82	58.16	58.16	26.75	26.75
ZM1000003203	12	24/04/2017	24/04/2024	17/05/2023	0	K549,500.00	K533,212.80	97.04	97.04	16.66	16.66
ZM1000004649	10	25/01/2021	25/01/2024	24/05/2023	0	K1,390,000.00	K1,370,763.20	98.62	98.62	18.00	18.00
ZM1000004672	13	25/01/2021	25/01/2031	17/05/2023	7	K1,544,000.00	K999,172.00	64.71	64.71	24.66	24.66
ZM1000004136	12	26/08/2019	26/08/2026	17/05/2023	3	K1,433,000.00	K1,199,739.14	83.72	83.72	20.23	20.23
ZM1000003161	12	27/02/2017	27/02/2024	17/05/2023	0	K890,000.00	K886,285.50	99.58	99.58	16.48	16.48
ZM1000005075	11	27/12/2021	27/12/2026	24/05/2023	3	K133,000.00	K94,105.41	70.76	70.76	26.00	26.00
ZM1000004821	10	28/06/2021	28/06/2024	17/05/2023	1	K82,000.00	K79,807.37	97.33	97.33	16.81	16.81
ZM1000004821	10	28/06/2021	28/06/2024	23/05/2023	1	K20,000,000.00	K0.00	0.00	0.00	20.75	20.75