



SECURITIES AND EXCHANGE COMMISSION
Protecting Investors in the Capital Markets

Date

< Monday, 24 April 2023 >

K474.31M

Total Nominal Value

K319.23M

Total Market Value

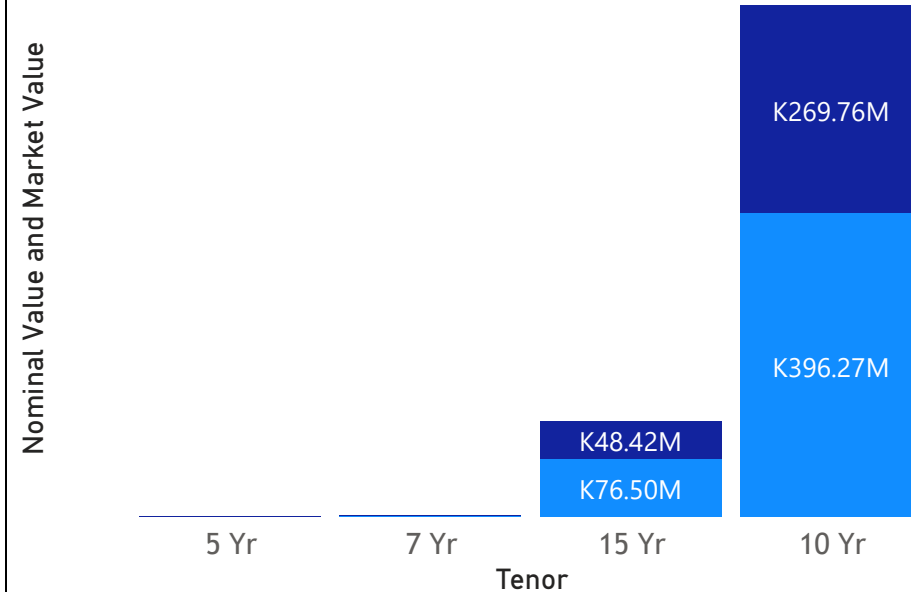
23

Number of Trades

GRZ Bonds Secondary Market Trade Summary Report

Consideration and Nominal Value

● Nominal Value ● Market Value



Range of Trade Prices (ZMW)*

Tenor	Min Price	Max Price
7 Yr	68.53	68.53
5 Yr	67.23	67.23
15 Yr	59.82	63.53
10 Yr	56.34	74.35

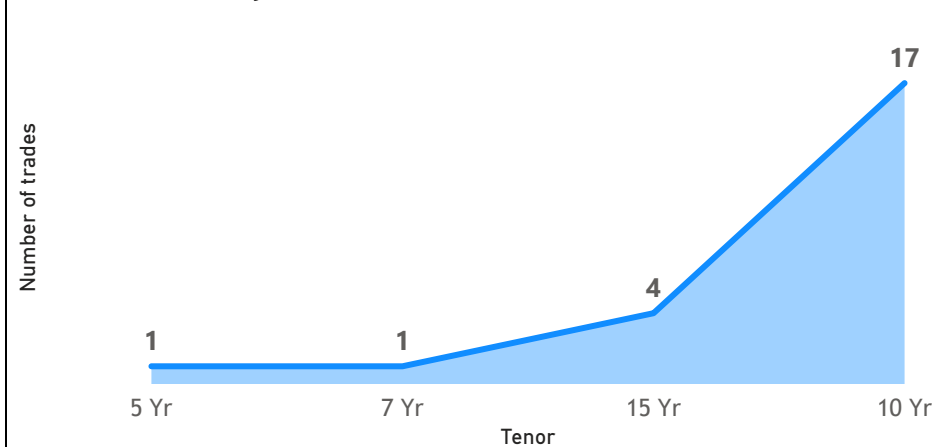
Range of Yields Rates*

Tenor	Min Yield	Max Yield
10 Yr	23.00	26.70
7 Yr	23.55	23.55
15 Yr	25.21	27.00
5 Yr	27.25	27.25

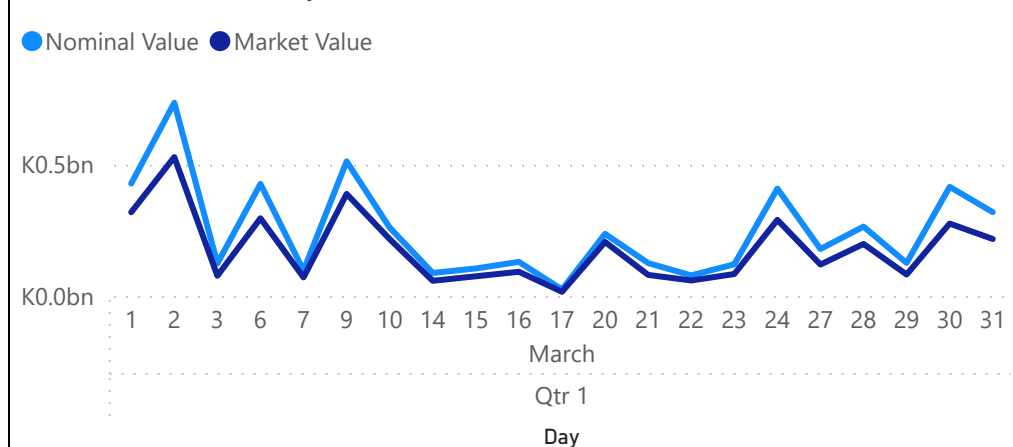
Primary Market March 31 2023 Auction

Tenor	Cut- Off Yield Rate	Coupon Rates	Range of Successful Yield Rates
2 Years	18.00	9	17.0000-18.0000
5 Years	24.00	11	19.8900-24.0000
3 Years	22.00	10	20.0000-22.0000
7 Years	25.40	12	24.0000-25.4000
10 Years	27.75	13	25.3750-27.7500
15 Years	27.75	14	25.4000-27.7500

No. of Trades by Tenor



March 2023 Activity



*Disclaimer: This content is prepared from information received by the Commission through third-party reports. The range of prices by tenor and range of yields by tenor are based on dealer submissions. The content is indicative and intended for informational purposes only and shall not in any way be deemed to be investment advice, guidance or recommendation of the SEC. Users are responsible for making investment decisions and are advised to obtain independent professional advice before acting on or using this

GRZ Bonds Secondary Market Trade Summary Report

ISIN Code	Coupon Rate	Issue Date	Maturity Date	Trade Date/ Valuation Date	Years To Maturity	Nominal Value	Market Value	Min Trade Price	Max Trade Price	Min Yield	Max Yield
ZM1000005695	13	04/03/2023	04/03/2023	24/04/2023	0	K706,000.00	K399,809.62	56.63	56.63	25.35	25.35
ZM1000003997	13	17/12/2018	17/12/2028	24/04/2023	5	K157,322.00	K107,832.94	68.49	68.49	25.30	25.30
ZM1000003062	14	21/11/2016	21/11/2031	17/04/2023	8	K75,000,000.00	K47,516,243.49	63.00	63.53	26.75	27.00
ZM1000004730	12	22/03/2021	22/03/2028	24/04/2023	4	K1,459,000.00	K999,896.00	68.53	68.53	23.55	23.55
ZM1000005612	14	23/01/2023	23/01/2038	24/04/2023	14	K166,000.00	K99,569.47	59.98	59.98	25.38	25.38
ZM1000003872	14	23/04/2018	23/04/2033	24/04/2023	10	K1,337,000.00	K799,745.35	59.82	59.82	25.21	25.21
ZM1000004672	13	25/01/2021	25/01/2031	17/04/2023	7	K600,000.00	K338,021.98	56.34	56.34	26.70	26.70
ZM1000004672	13	25/01/2021	25/01/2031	18/04/2023	7	K50,600,000.00	K29,802,720.61	56.34	58.93	26.70	26.70
ZM1000004672	13	25/01/2021	25/01/2031	24/04/2023	7	K1,235,000.00	K799,977.90	64.78	64.78	24.20	24.20
ZM1000005075	11	27/12/2021	27/12/2026	24/04/2023	3	K77,000.00	K51,767.20	67.23	67.23	27.25	27.25
ZM1000005091	13	27/12/2021	27/12/2031	24/04/2023	8	K2,972,260.00	K1,999,997.28	67.31	67.31	23.00	23.00

Disclaimer: This content is prepared from information received by the Commission through third-party reports. The content is indicative and intended for informational purposes only and shall not in any way be deemed to be investment advice, guidance or recommendation of the SEC. Users are responsible for making investment decisions and are advised to obtain independent professional advice before acting on or using this information.