



**SECURITIES AND EXCHANGE COMMISSION**  
Protecting Investors in the Capital Markets

Date

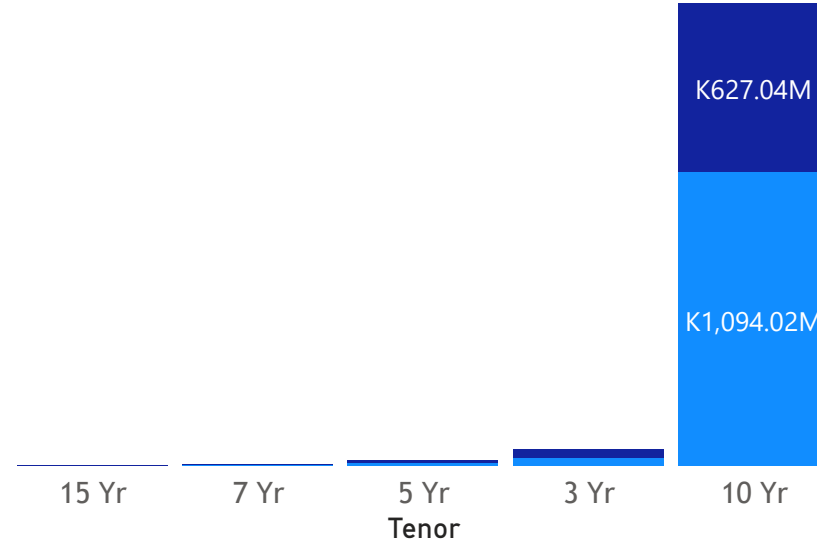
< Friday, 21 April 2023

# GRZ Bonds Secondary Market Trade Summary Report

## Consideration and Nominal Value

● Nominal Value ● Market Value

Nominal Value and Market Value



## Range of Trade Prices (ZMW)\*

Tenor	Min Price	Max Price
3 Yr	97.30	97.30
5 Yr	75.55	75.55
7 Yr	62.56	68.77
15 Yr	60.10	63.85
10 Yr	55.39	61.22

## Range of Yields Rates\*

Tenor	Min Yield	Max Yield
3 Yr	13.85	13.85
5 Yr	23.75	23.75
7 Yr	24.30	27.00
10 Yr	25.50	28.75
15 Yr	25.50	25.57

## Primary Market March 31 2023 Auction

Tenor	Cut- Off Yield Rate	Coupon Rates	Range of Successful Yield Rates
15 Years	27.75	14	25.4000-27.7500
10 Years	27.75	13	25.3750-27.7500
7 Years	25.40	12	24.0000-25.4000
5 Years	24.00	11	19.8900-24.0000
3 Years	22.00	10	20.0000-22.0000
2 Years	18.00	9	17.0000-18.0000

**K1.14bn**

Total Nominal Value

**K668.92M**

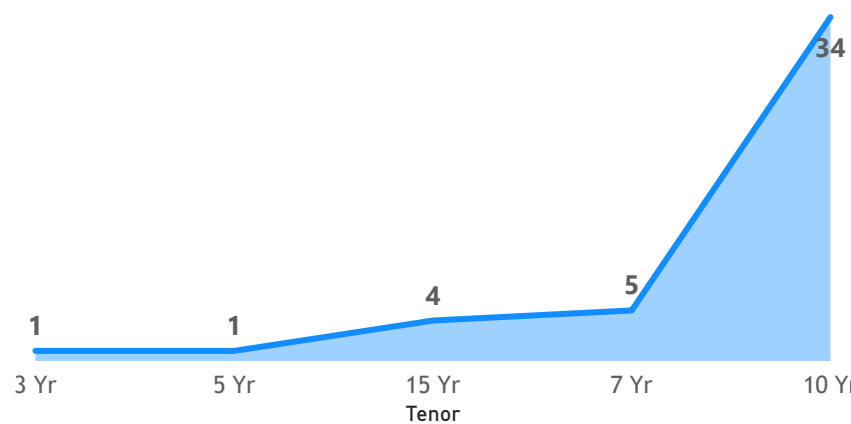
Total Market Value

**45**

Number of Trades

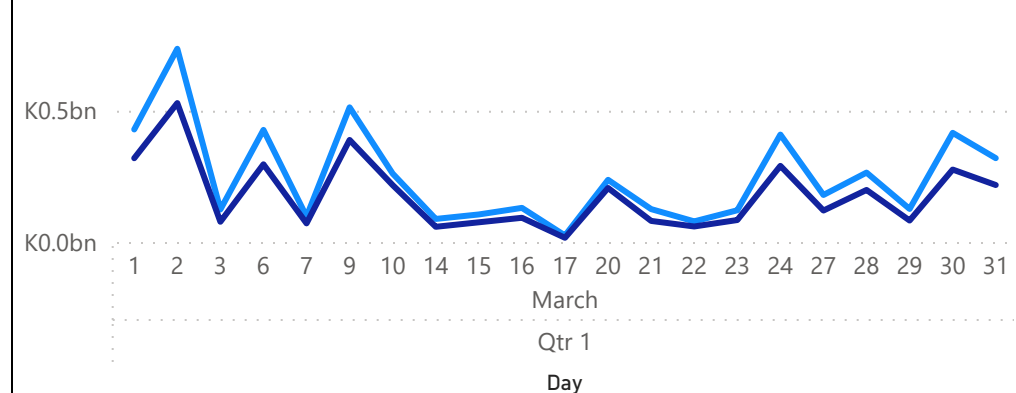
## No. of Trades by Tenor

Number of trades



## March 2023 Activity

● Nominal Value ● Market Value



\*Disclaimer: This content is prepared from information received by the Commission through third-party reports. The range of prices by tenor and range of yields by tenor are based on dealer submissions. The content is indicative and intended for informational purposes only and shall not in any way be deemed to be investment advice, guidance or recommendation of the SEC. Users are responsible for making investment decisions and are advised to obtain independent professional advice before acting on or using this

# GRZ Bonds Secondary Market Trade Summary Report

ISIN Code	Coupon Rate	Issue Date	Maturity Date	Trade Date/ Valuation Date	Years To Maturity	Nominal Value	Market Value	Min Trade Price	Max Trade Price	Min Yield	Max Yield
								0.00			
ZM1000003252	14	05/07/2017	05/07/2032	21/04/2023	9	K1,565,840.00	K999,831.12	63.85	63.85	25.57	25.57
ZM1000004730	12	22/03/2021	22/03/2028	21/04/2023	4	K2,125,000.00	K1,419,736.14	65.73	65.73	24.30	24.30
ZM1000003211	14	24/04/2017	24/04/2032	21/04/2023	9	K832,110.00	K500,002.42	60.10	60.10	25.50	25.50
ZM1000004649	10	25/01/2021	25/01/2024	21/04/2023	0	K30,000,000.00	K29,937,825.21	97.30	97.30	13.85	13.85
ZM1000004672	13	25/01/2021	25/01/2031	06/04/2023	7	K12,500,000.00	K7,258,860.10	58.07	58.07	28.75	28.75
ZM1000004672	13	25/01/2021	25/01/2031	13/04/2023	7	K78,400,000.00	K44,868,919.28	57.23	57.23	28.75	28.75
ZM1000004672	13	25/01/2021	25/01/2031	14/04/2023	7	K12,500,000.00	K7,258,860.10	58.07	58.07	28.75	28.75
ZM1000004672	13	25/01/2021	25/01/2031	17/04/2023	7	K950,000,000.00	K545,106,750.40	56.34	58.31	28.75	28.75
ZM1000005091	13	27/12/2021	27/12/2031	21/04/2023	8	K817,090.00	K499,999.88	61.22	61.22	25.50	25.50
ZM1000005570	13	27/12/2022	27/12/2032	06/04/2023	9	K39,800,000.00	K22,046,032.36	55.39	55.39	27.70	27.70
ZM1000004839	11	28/06/2021	28/06/2026	06/04/2023	3	K11,198,000.00	K8,459,990.52	75.55	75.55	23.75	23.75
ZM1000005034	12	29/11/2021	29/11/2028	21/04/2023	5	K96,012.00	K59,992.68	62.56	62.56	27.00	27.00
ZM1000004797	12	31/05/2021	31/05/2028	21/04/2023	5	K726,980.00	K499,691.16	68.77	68.77	24.80	24.80