



**SECURITIES AND EXCHANGE COMMISSION**  
Protecting Investors in the Capital Markets

Date

Thursday, 20 April 2023

**K80.81M**

Total Nominal Value

**K59.20M**

Total Market Value

**14**

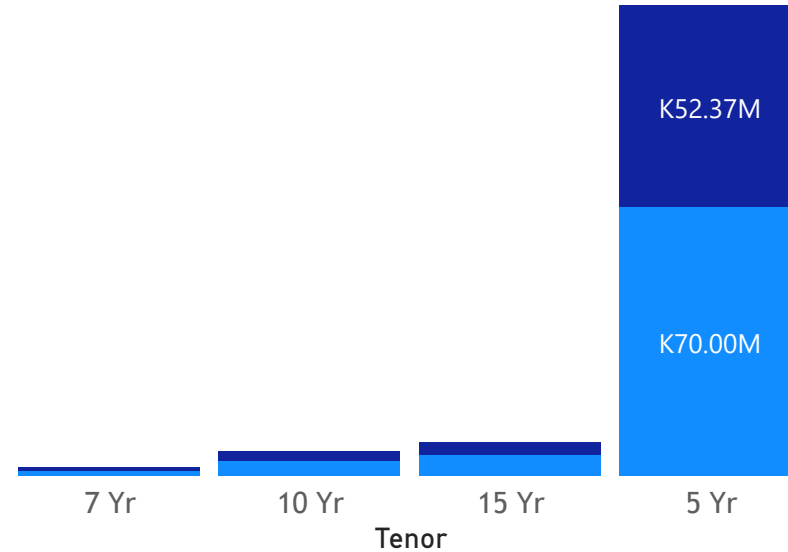
Number of Trades

# GRZ Bonds Secondary Market Trade Summary Report

## Consideration and Nominal Value

● Nominal Value ● Market Value

Nominal Value and Market Value



## Range of Trade Prices (ZMW)\*

Tenor	Min Price	Max Price
5 Yr	71.26	74.84
7 Yr	69.35	89.11
10 Yr	64.22	64.22
15 Yr	57.24	63.65

## Range of Yields Rates\*

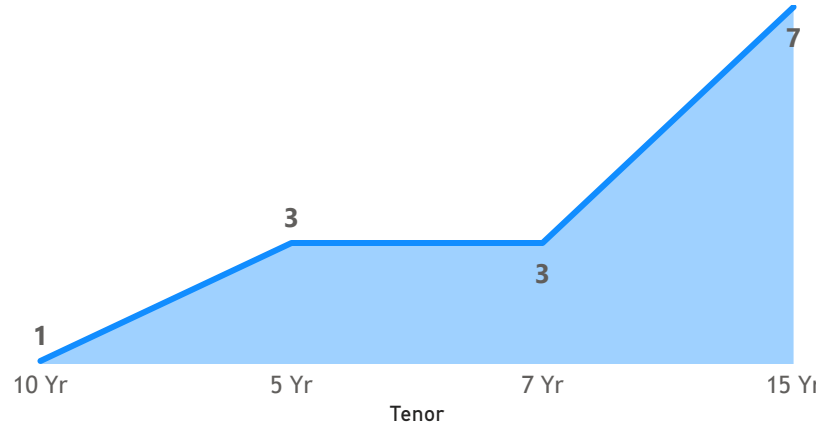
Tenor	Min Yield	Max Yield
7 Yr	22.79	23.49
10 Yr	24.21	24.21
5 Yr	24.50	24.50
15 Yr	25.37	27.00

## Primary Market March 31 2023 Auction

Tenor	Cut- Off Yield Rate	Coupon Rates	Range of Successful Yield Rates
2 Years	18.00	9	17.0000-18.0000
5 Years	24.00	11	19.8900-24.0000
3 Years	22.00	10	20.0000-22.0000
7 Years	25.40	12	24.0000-25.4000
10 Years	27.75	13	25.3750-27.7500
15 Years	27.75	14	25.4000-27.7500

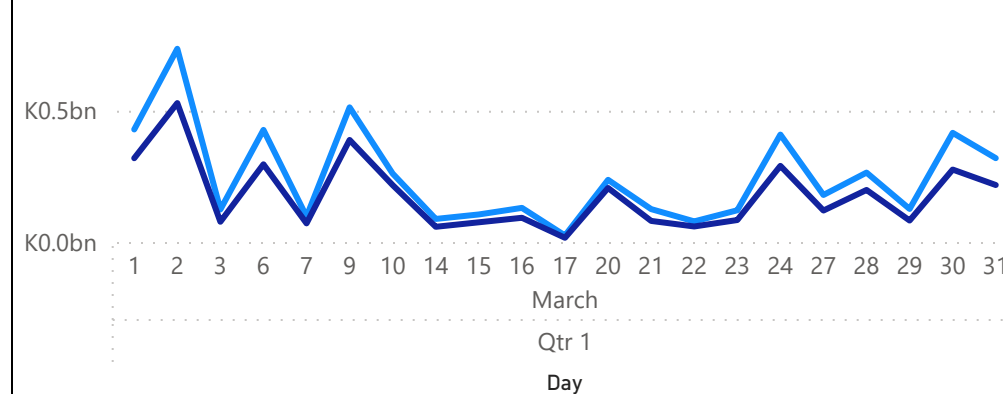
## No. of Trades by Tenor

Number of trades



## March 2023 Activity

● Nominal Value ● Market Value



\*Disclaimer: This content is prepared from information received by the Commission through third-party reports. The range of prices by tenor and range of yields by tenor are based on dealer submissions. The content is indicative and intended for informational purposes only and shall not in any way be deemed to be investment advice, guidance or recommendation of the SEC. Users are responsible for making investment decisions and are advised to obtain independent professional advice before acting on or using this

# GRZ Bonds Secondary Market Trade Summary Report

ISIN Code	Coupon Rate	Issue Date	Maturity Date	Trade Date/ Valuation Date	Years To Maturity	Nominal Value	Market Value	Min Trade Price	Max Trade Price	Min Yield	Max Yield
ZM1000005703	14	04/03/2023	04/03/2026	20/04/2023	2	K2,340,000.00	K1,339,429.94	57.24	57.24	25.37	25.37
ZM1000003344	12	18/12/2017	18/12/2024	20/04/2023	1	K327,000.00	K291,400.69	89.11	89.11	23.49	23.49
ZM1000004730	12	22/03/2021	22/03/2028	19/04/2023	4	K1,001,000.00	K699,372.69		70.08	22.79	23.12
ZM1000005612	14	23/01/2023	23/01/2038	20/04/2023	14	K332,000.00	K198,954.30	59.93	59.93	25.37	25.37
ZM1000003872	14	23/04/2018	23/04/2033	20/04/2023	10	K1,349,000.00	K799,533.84	59.27	59.27	25.41	25.41
ZM1000003211	14	24/04/2017	24/04/2032	20/04/2023	9	K1,571,980.00	K1,000,004.08	63.65	63.65	27.00	27.00
ZM1000005091	13	27/12/2021	27/12/2031	20/04/2023	8	K3,892,000.00	K2,499,411.27	64.22	64.22	24.21	24.21
ZM1000004839	11	28/06/2021	28/06/2026	20/04/2023	3	K70,000,000.00	K52,370,609.77	71.26	74.84	24.50	24.50