



SECURITIES AND EXCHANGE COMMISSION
Protecting Investors in the Capital Markets

Date

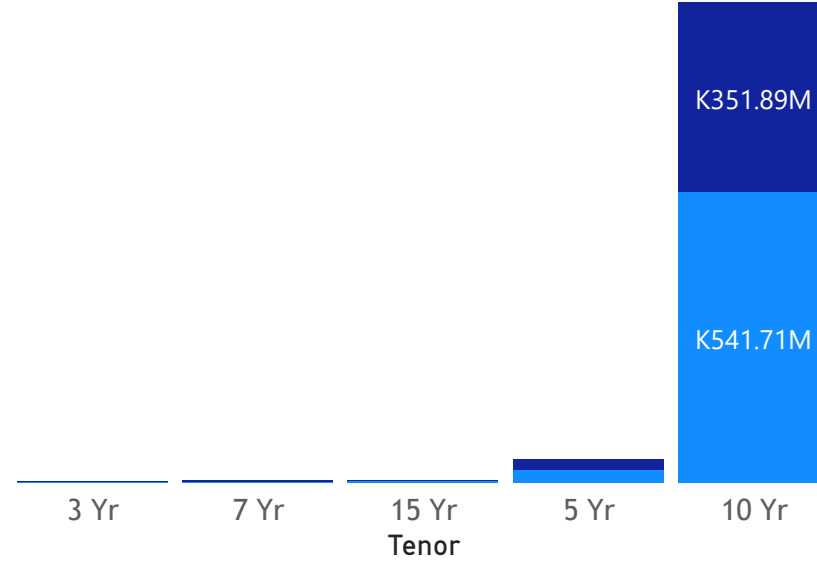
Wednesday, 19 April 2023

GRZ Bonds Secondary Market Trade Summary Report

Consideration and Nominal Value

● Nominal Value ● Market Value

Nominal Value and Market Value



K573.25M

Total Nominal Value

K377.38M

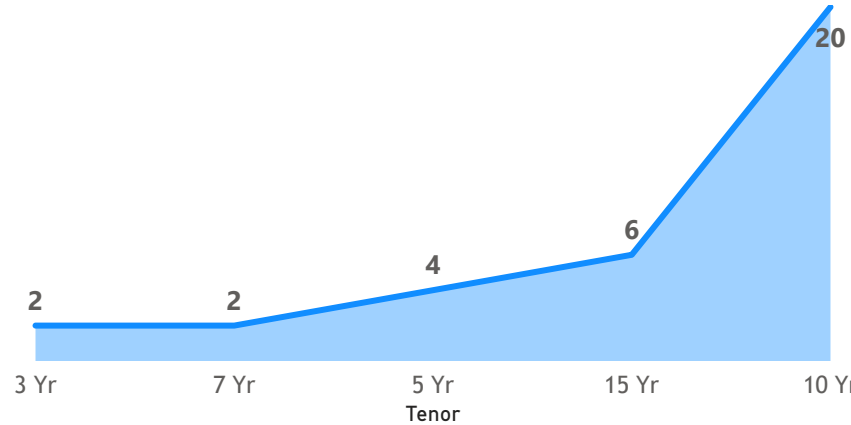
Total Market Value

34

Number of Trades

No. of Trades by Tenor

Number of trades



Range of Trade Prices (ZMW)*

Tenor	Min Price	Max Price
7 Yr	76.01	76.01
5 Yr	82.90	96.97
3 Yr	84.93	91.78
15 Yr	60.10	66.56
10 Yr	57.19	82.31

Range of Yields Rates*

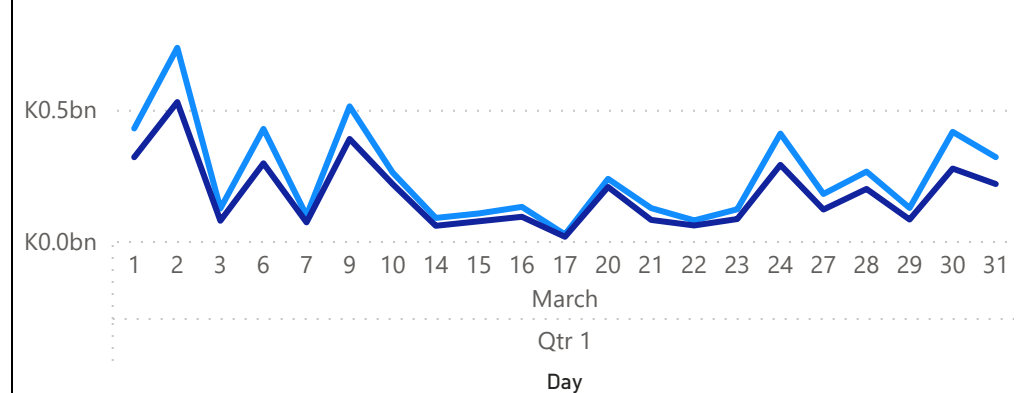
Tenor	Min Yield	Max Yield
7 Yr	21.50	21.50
5 Yr	16.00	20.00
3 Yr	23.49	25.79
15 Yr	25.50	25.50
10 Yr	21.50	27.50

Primary Market March 31 2023 Auction

Tenor	Cut- Off Yield Rate	Coupon Rates	Range of Successful Yield Rates
10 Years	27.75	13	25.3750-27.7500
15 Years	27.75	14	25.4000-27.7500
7 Years	25.40	12	24.0000-25.4000
5 Years	24.00	11	19.8900-24.0000
3 Years	22.00	10	20.0000-22.0000
2 Years	18.00	9	17.0000-18.0000

March 2023 Activity

● Nominal Value ● Market Value



*Disclaimer: This content is prepared from information received by the Commission through third-party reports. The range of prices by tenor and range of yields by tenor are based on dealer submissions. The content is indicative and intended for informational purposes only and shall not in any way be deemed to be investment advice, guidance or recommendation of the SEC. Users are responsible for making investment decisions and are advised to obtain independent professional advice before acting on or using this

GRZ Bonds Secondary Market Trade Summary Report

ISIN Code	Coupon Rate	Issue Date	Maturity Date	Trade Date/ Valuation Date	Years To Maturity	Nominal Value	Market Value	Min Trade Price	Max Trade Price	Min Yield	Max Yield
								0.00			
ZM1000003252	14	05/07/2017	05/07/2032	19/04/2023	9	K938,510.00	K599,998.10	63.97	63.97	25.50	25.50
ZM1000003062	14	21/11/2016	21/11/2031	19/04/2023	8	K902,270.00	K600,000.06	66.56	66.56	25.50	25.50
ZM1000003211	14	24/04/2017	24/04/2032	19/04/2023	9	K998,530.00	K600,007.70	60.10	60.10	25.50	25.50
ZM1000004649	10	25/01/2021	25/01/2024	12/04/2023	0	K102,000.00	K93,615.88	91.78	91.78	25.79	25.79
ZM1000004672	13	25/01/2021	25/01/2031	14/04/2023	7	K200,000,000.00	K114,380,699.88	57.19	57.19	27.50	27.50
ZM1000004334	11	27/04/2020	27/04/2025	19/04/2023	2	K309,444.00	K300,000.00	96.97	96.97	16.00	16.00
ZM1000005067	10	27/12/2021	27/12/2024	04/12/2023	1	K1,525,000.00	K1,295,118.99	84.93	84.93	23.49	23.49
ZM1000005091	13	27/12/2021	27/12/2031	19/04/2023	8	K980,510.00	K599,999.94	61.22	61.22	25.50	25.50
ZM1000004839	11	28/06/2021	28/06/2026	19/04/2023	3	K24,128,596.00	K20,000,000.00	82.90	82.90	20.00	20.00
ZM1000002999	13	29/08/2016	29/08/2026	19/04/2023	3	K729,060.00	K600,001.10	82.31	82.31	21.50	21.50
ZM1000004797	12	31/05/2021	31/05/2028	19/04/2023	5	K2,632,462.00	K2,000,044.40	76.01	76.01	21.50	21.50