



SECURITIES AND EXCHANGE COMMISSION
Protecting Investors in the Capital Markets

Date

< Tuesday, 18 April 2023 >

K536.45M

Total Nominal Value

K329.24M

Total Market Value

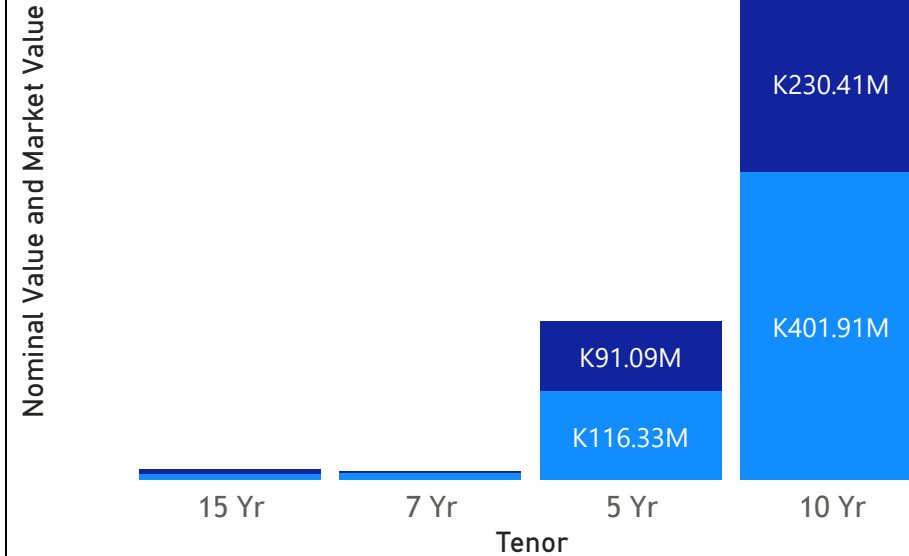
35

Number of Trades

GRZ Bonds Secondary Market Trade Summary Report

Consideration and Nominal Value

● Nominal Value ● Market Value



Range of Trade Prices (ZMW)*

Tenor	Min Price	Max Price
5 Yr	72.05	95.37
15 Yr	59.50	65.78
10 Yr	0.00	79.61
7 Yr	0.00	98.68

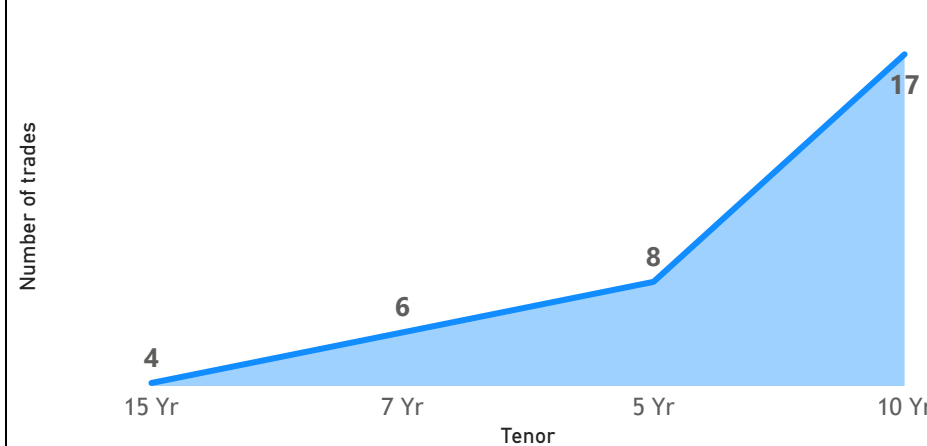
Range of Yields Rates*

Tenor	Min Yield	Max Yield
5 Yr	17.00	24.38
7 Yr	17.16	22.73
10 Yr	24.20	27.50
15 Yr	25.37	26.25

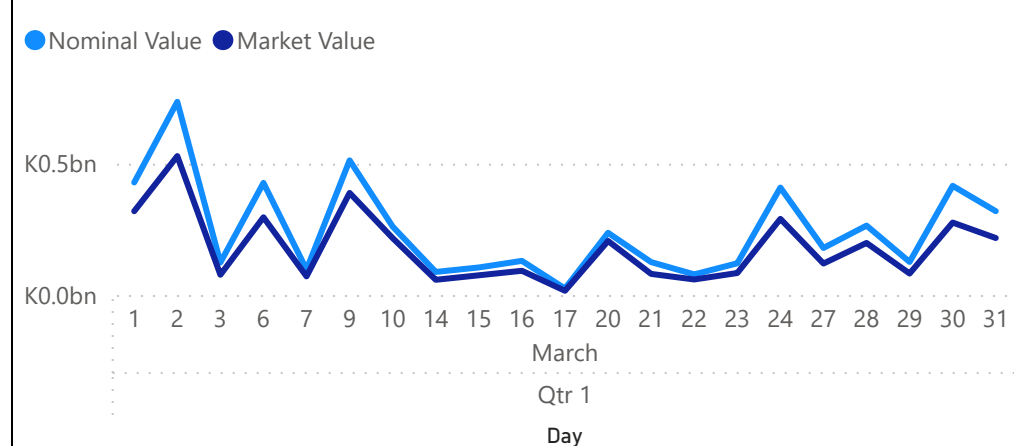
Primary Market March 31 2023 Auction

Tenor	Cut- Off Yield Rate	Coupon Rates	Range of Successful Yield Rates
2 Years	18.00	9	17.0000-18.0000
5 Years	24.00	11	19.8900-24.0000
3 Years	22.00	10	20.0000-22.0000
7 Years	25.40	12	24.0000-25.4000
10 Years	27.75	13	25.3750-27.7500
15 Years	27.75	14	25.4000-27.7500

No. of Trades by Tenor



March 2023 Activity



*Disclaimer: This content is prepared from information received by the Commission through third-party reports. The range of prices by tenor and range of yields by tenor are based on dealer submissions. The content is indicative and intended for informational purposes only and shall not in any way be deemed to be investment advice, guidance or recommendation of the SEC. Users are responsible for making investment decisions and are advised to obtain independent professional advice before acting on or using this

GRZ Bonds Secondary Market Trade Summary Report

ISIN Code	Coupon Rate	Issue Date	Maturity Date	Trade Date/ Valuation Date	Years To Maturity	Nominal Value	Market Value	Min Trade Price	Max Trade Price	Min Yield	Max Yield
ZM1000003997	13	17/12/2018	17/12/2028	04/06/2023	5	K3,323,000.00	K0.00	0.00	0.00	0.00	0.00
ZM1000003344	12	18/12/2017	18/12/2024	04/06/2023	1	K5,000,000.00	K0.00	0.00	0.00	0.00	0.00
ZM1000005455	13	19/09/2022	19/09/2032	11/04/2023	9	K37,000,000.00	K19,708,319.14	53.27	53.27	27.25	27.25
ZM1000003047	12	21/11/2016	21/11/2023	04/06/2023	0	K1,375,000.00	K0.00	0.00	0.00	0.00	0.00
ZM1000004730	12	22/03/2021	22/03/2028	11/04/2023	4	K954,000.00	K666,097.74	69.82	69.82	22.73	22.73
ZM1000005612	14	23/01/2023	23/01/2038	11/04/2023	14	K6,723,000.00	K3,999,928.22	59.50	59.50	25.37	25.37
ZM1000003872	14	23/04/2018	23/04/2033	11/04/2023	10	K1,013,000.00	K666,378.44	65.78	65.78	25.41	25.41
ZM1000003872	14	23/04/2018	23/04/2033	18/04/2023	10	K1,057,000.00	K695,219.45		66.04	25.41	26.25
ZM1000004656	11	25/01/2021	25/01/2026	11/04/2023	2	K305,000.00	K249,969.64	81.96	81.96	21.02	21.02
ZM1000004672	13	25/01/2021	25/01/2031	11/04/2023	7	K1,282,000.00	K799,733.53	62.38	62.38	25.00	25.00
ZM1000004672	13	25/01/2021	25/01/2031	13/04/2023	7	K200,000,000.00	K114,138,597.26	57.07	57.07	27.50	27.50
ZM1000004672	13	25/01/2021	25/01/2031	18/04/2023	7	K232,000.00	K149,715.98		64.53	24.20	24.20
ZM1000004136	12	26/08/2019	26/08/2026	11/04/2023	3	K1,489,000.00	K1,199,509.01	80.56	80.56	20.97	20.97
ZM1000004136	12	26/08/2019	26/08/2026	18/04/2023	3	K494,000.00	K399,481.54		80.87	20.97	20.97
ZM1000004334	11	27/04/2020	27/04/2025	04/11/2023	1	K36,000,000.00	K30,432,186.25	84.53	84.53	24.38	24.38
ZM1000004334	11	27/04/2020	27/04/2025	18/04/2023	2	K20,970.00	K20,000.00	95.37	95.37	17.00	17.00
ZM1000004839	11	28/06/2021	28/06/2026	18/04/2023	3	K80,000,000.00	K60,389,071.36	72.05	75.49	24.00	24.00
ZM1000003310	12	30/10/2017	30/10/2024	11/04/2023	1	K114,000.00	K112,493.94	98.68	98.68	17.16	17.16