



SECURITIES AND EXCHANGE COMMISSION
Protecting Investors in the Capital Markets

Date

Monday, 22 May 2023

K312.43M

Total Nominal Value

K275.72M

Total Market Value

15

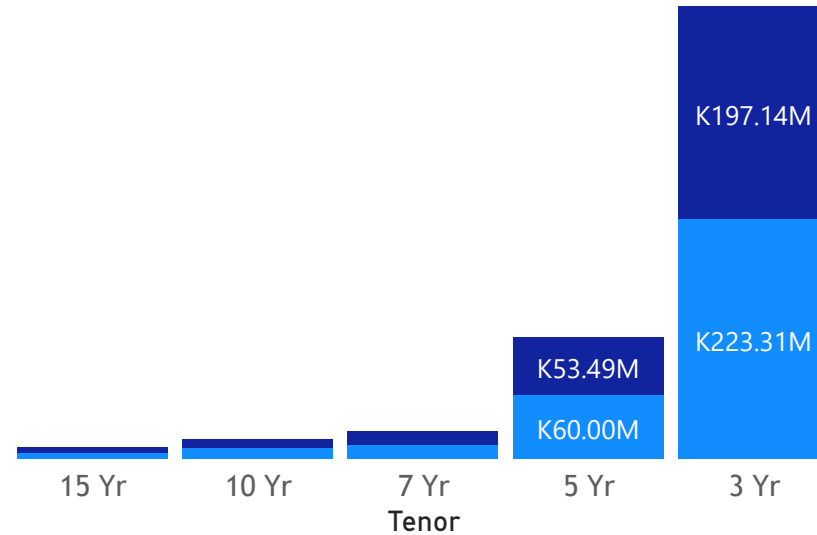
Number of Trades

GRZ Bonds Secondary Market Trade Summary Report

Consideration and Nominal Value

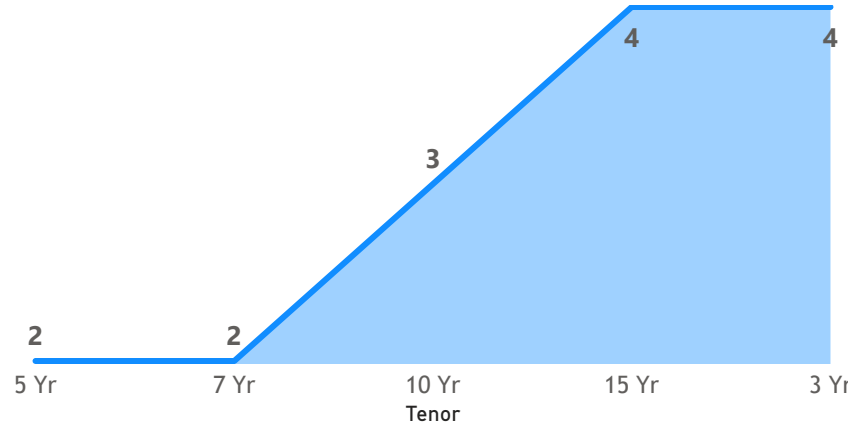
● Nominal Value ● Market Value

Nominal Value and Market Value



No. of Trades by Tenor

Number of trades



Range of Trade Prices (ZMW)*

Tenor	Min Price	Max Price
10 Yr	79.05	82.49
15 Yr	62.75	95.92
3 Yr	84.54	88.65
5 Yr	88.27	89.15
7 Yr	89.87	90.96

Range of Yields Rates*

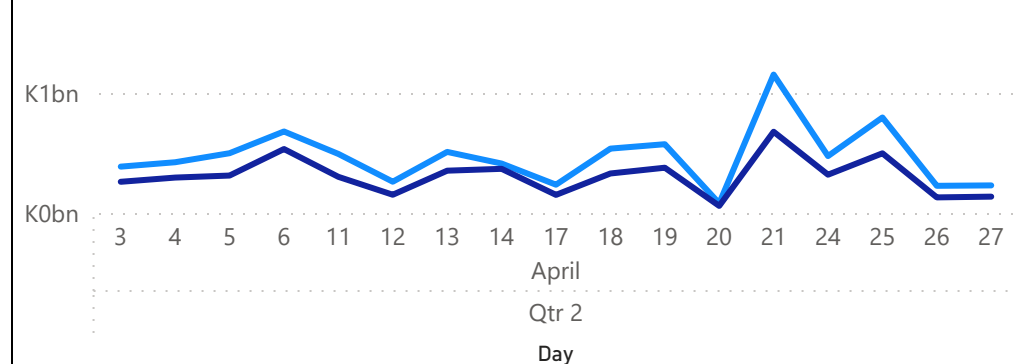
Tenor	Min Yield	Max Yield
10 Yr	20.31	24.75
15 Yr	24.85	24.85
3 Yr	22.00	22.50
5 Yr	18.50	18.50
7 Yr	18.49	18.50

Primary Market April 27 2023 Auction

Tenor	Cut- Off Yield Rate	Coupon Rates	Range of Successful Yield Rates
2 Years	18.00	9	16.0000-18.0000
3 Years	22.00	10	20.0000-22.0000
5 Years	24.00	11	20.0000-24.0000
7 Years	25.49	12	24.0000-25.4900
10 Years	27.75	13	25.0000-27.7500
15 Years	27.75	14	26.5000-27.7500

April 2023 Activity

● Nominal Value ● Market Value



*Disclaimer: This content is prepared from information received by the Commission through third-party reports. The range of prices by tenor and range of yields by tenor are based on dealer submissions. The content is indicative and intended for informational purposes only and shall not in any way be deemed to be investment advice, guidance or recommendation of the SEC. Users are responsible for making investment decisions and are advised to obtain independent professional advice before acting on or using this

GRZ Bonds Secondary Market Trade Summary Report

ISIN Code	Coupon Rate	Issue Date	Maturity Date	Trade Date/ Valuation Date	Years To Maturity	Nominal Value	Market Value	Min Trade Price	Max Trade Price	Min Yield	Max Yield
ZM1000003112	13	05/12/2016	05/12/2026	15/05/2023	3	K8,916,000.00	K7,047,972.80	79.05	79.05	24.75	24.75
ZM1000003054	13	21/11/2016	21/11/2026	22/05/2023	3	K1,175,000.00	K969,223.22	82.49	82.49	20.31	20.31
ZM1000003062	14	21/11/2016	21/11/2031	17/05/2023	8	K434,000.00	K299,859.41	69.09	69.09	24.85	24.85
ZM1000003864	12	23/04/2018	23/04/2025	22/05/2023	1	K13,460,000.00	K12,243,031.80	89.87	90.96	18.49	18.50
ZM1000004334	11	27/04/2020	27/04/2025	22/05/2023	1	K60,000,000.00	K53,488,123.56	88.27	89.15	18.50	18.50
ZM1000005067	10	27/12/2021	27/12/2024	22/05/2023	1	K223,314,000.00	K197,139,210.02	84.54	88.65	22.00	22.50