



SECURITIES AND EXCHANGE COMMISSION
Protecting Investors in the Capital Markets

Date

Friday, 19 May 2023

K127.78M

Total Nominal Value

K111.40M

Total Market Value

39

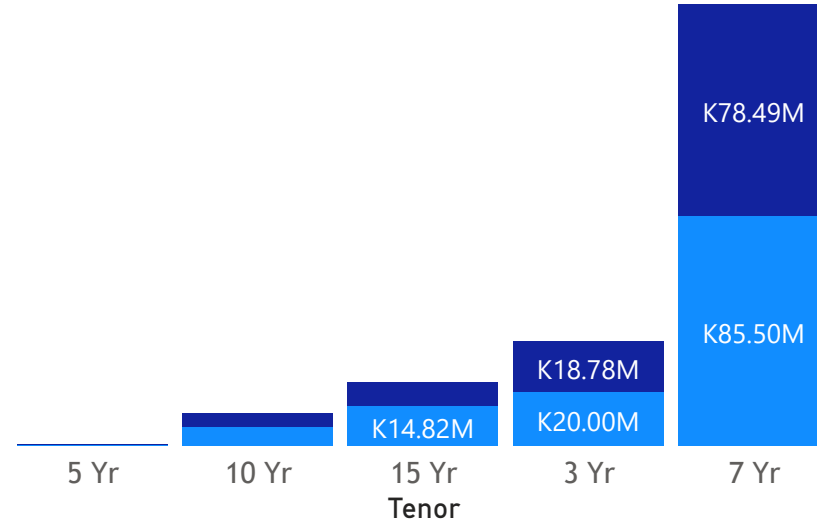
Number of Trades

GRZ Bonds Secondary Market Trade Summary Report

Consideration and Nominal Value

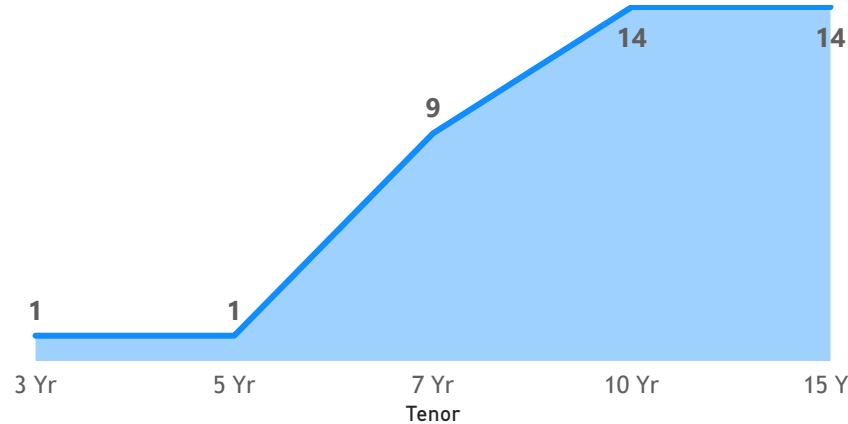
● Nominal Value ● Market Value

Nominal Value and Market Value



No. of Trades by Tenor

Number of trades



Range of Trade Prices (ZMW)*

Tenor	Min Price	Max Price
10 Yr	56.21	88.46
15 Yr	58.50	69.32
3 Yr	93.92	93.92
5 Yr	67.87	67.87
7 Yr	73.75	95.94

Range of Yields Rates*

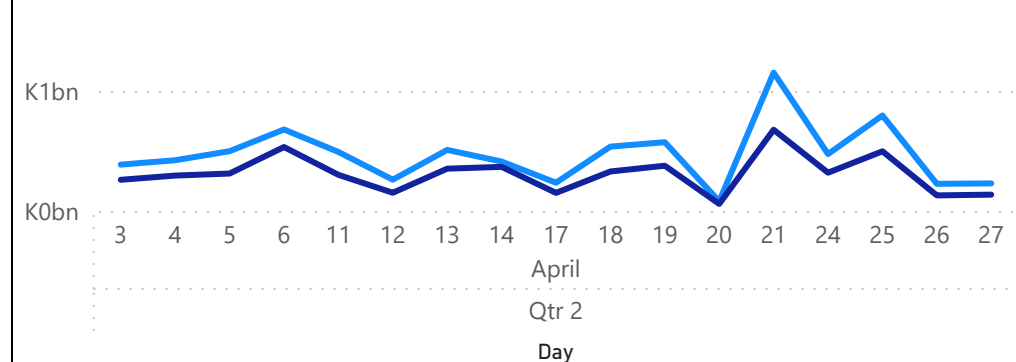
Tenor	Min Yield	Max Yield
10 Yr	20.32	28.00
15 Yr	24.69	27.50
3 Yr	20.75	20.75
5 Yr	26.00	26.00
7 Yr	17.00	24.00

Primary Market April 27 2023 Auction

Tenor	Cut- Off Yield Rate	Coupon Rates	Range of Successful Yield Rates
2 Years	18.00	9	16.0000-18.0000
3 Years	22.00	10	20.0000-22.0000
5 Years	24.00	11	20.0000-24.0000
7 Years	25.49	12	24.0000-25.4900
10 Years	27.75	13	25.0000-27.7500
15 Years	27.75	14	26.5000-27.7500

April 2023 Activity

● Nominal Value ● Market Value



*Disclaimer: This content is prepared from information received by the Commission through third-party reports. The range of prices by tenor and range of yields by tenor are based on dealer submissions. The content is indicative and intended for informational purposes only and shall not in any way be deemed to be investment advice, guidance or recommendation of the SEC. Users are responsible for making investment decisions and are advised to obtain independent professional advice before acting on or using this

GRZ Bonds Secondary Market Trade Summary Report

ISIN Code	Coupon Rate	Issue Date	Maturity Date	Trade Date/ Valuation Date	Years To Maturity	Nominal Value	Market Value	Min Trade Price	Max Trade Price	Min Yield	Max Yield
ZM1000004383	14	01/06/2020	01/06/2035	19/05/2023	12	K670,290.00	K410,077.66	59.30	63.31	25.75	27.50
ZM1000005695	13	04/03/2023	04/03/2023	19/05/2023	0	K2,399,000.00	K1,398,917.09	56.21	59.20	24.67	26.00
ZM1000005703	14	04/03/2023	04/03/2026	19/05/2023	2	K170,000.00	K99,446.00	58.50	58.50	25.30	25.30
ZM1000003898	12	04/07/2018	04/07/2025	19/05/2023	2	K4,586,554.00	K4,400,003.40	95.94	95.94	17.00	17.00
ZM1000003286	12	04/09/2017	04/09/2024	19/05/2023	1	K80,000,000.00	K73,392,300.28	91.34	92.14	21.75	22.50
ZM1000005737	14	05/02/2023	05/02/2038	19/05/2023	14	K11,217,000.00	K6,599,263.29	58.83	58.83	24.69	24.69
ZM1000003997	13	17/12/2018	17/12/2028	19/05/2023	5	K69,000.00	K49,640.60	66.35	66.35	24.32	24.32
ZM1000003054	13	21/11/2016	21/11/2026	05/11/2023	3	K2,599,000.00	K2,299,053.69	88.46	88.46	20.32	20.32
ZM1000003062	14	21/11/2016	21/11/2031	05/11/2023	8	K1,225,000.00	K849,143.87	69.32	69.32	24.72	24.72
ZM1000003062	14	21/11/2016	21/11/2031	19/05/2023	8	K1,276,000.00	K798,954.94	61.90	62.72	24.72	25.06
ZM1000003211	14	24/04/2017	24/04/2032	19/05/2023	8	K257,200.00	K160,157.06	62.27	62.27	25.00	25.00
ZM1000004672	13	25/01/2021	25/01/2031	19/05/2023	7	K1,646,962.00	K1,006,113.60	61.85	64.80	24.66	26.00
ZM1000004136	12	26/08/2019	26/08/2026	05/11/2023	2	K239,000.00	K199,463.19	83.46	83.46	20.23	20.23
ZM1000005315	11	27/06/2022	27/06/2027	19/05/2023	4	K291,000.00	K197,496.86	67.87	67.87	26.00	26.00
ZM1000005331	13	27/06/2022	27/06/2032	19/05/2023	9	K459,980.00	K259,999.16	56.55	56.55	28.00	28.00
ZM1000004821	10	28/06/2021	28/06/2024	19/05/2023	1	K20,000,000.00	K18,777,199.45	93.92	93.92	20.75	20.75
ZM1000004581	12	30/11/2020	30/11/2027	19/05/2023	4	K678,660.00	K500,001.40	73.75	73.75	24.00	24.00