



**SECURITIES AND EXCHANGE COMMISSION**  
Protecting Investors in the Capital Markets

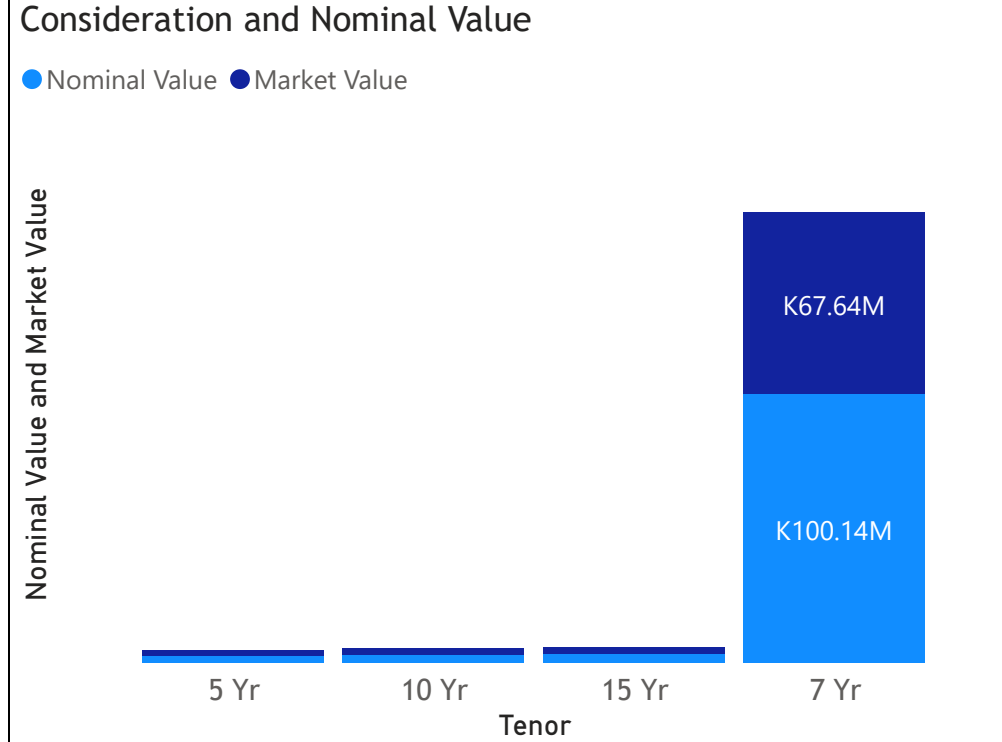
Date  
Thursday, 18 May 2023

**K109.14M**  
Total Nominal Value

**K74.59M**  
Total Market Value

**8**  
Number of Trades

# GRZ Bonds Secondary Market Trade Summary Report



### Range of Trade Prices (ZMW)\*

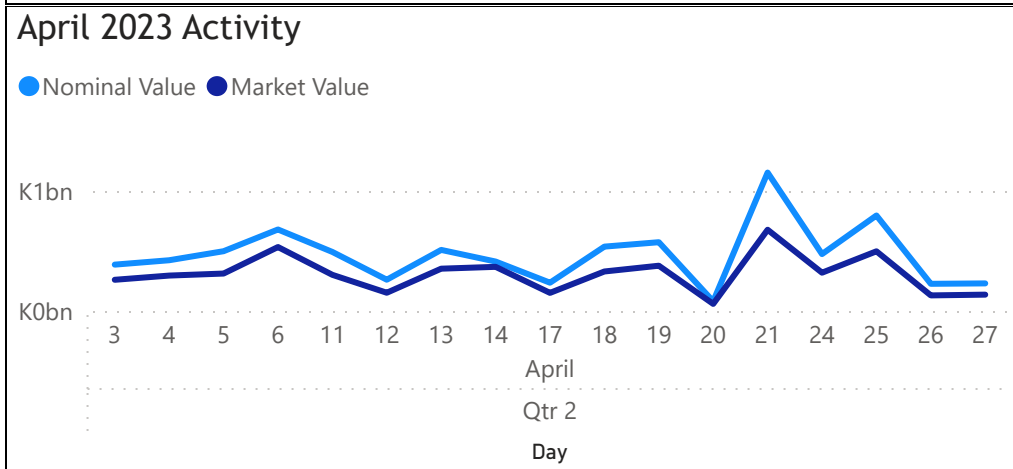
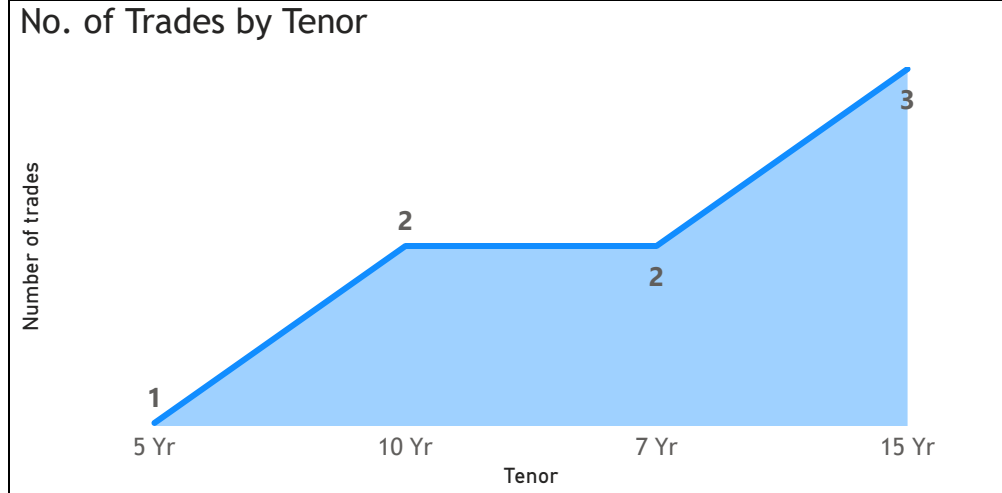
Tenor	Min	Max
10 Yr	87.70	88.51
15 Yr	56.72	69.36
5 Yr	80.16	80.16
7 Yr	67.54	69.36

### Range of Yields Rates\*

Tenor	Min	Max
10 Yr	20.32	20.70
15 Yr	24.72	27.50
5 Yr	24.80	24.80
7 Yr	24.72	27.05

### Primary Market April 27 2023 Auction

Tenor	Cut- Off Yield Rate	Coupon Rates	Range of Successful Yield Rates
2 Years	18.00	9	16.0000-18.0000
3 Years	22.00	10	20.0000-22.0000
5 Years	24.00	11	20.0000-24.0000
7 Years	25.49	12	24.0000-25.4900
10 Years	27.75	13	25.0000-27.7500
15 Years	27.75	14	26.5000-27.7500



\*Disclaimer: This content is prepared from information received by the Commission through third-party reports. The range of prices by tenor and range of yields by tenor are based on dealer submissions. The content is indicative and intended for informational purposes only and shall not in any way be deemed to be investment advice, guidance or recommendation of the SEC. Users are responsible for making investment decisions and are advised to obtain independent professional advice before acting on or using this

# GRZ Bonds Secondary Market Trade Summary Report

ISIN Code	Coupon Rate	Issue Date	Maturity Date	Trade Date/ Valuation Date	Years To Maturity	Nominal Value	Market Value	Min Trade Price	Max Trade Price	Min Yield	Max Yield
ZM1000005000	12	01/11/2021	01/11/2028	05/12/2023	4	K144,000.00	K99,881.49	69.36	69.36	24.72	24.72
ZM1000005000	12	01/11/2021	01/11/2028	13/04/2023	5	K100,000,000.00	K67,535,510.96	67.54	67.54	27.05	27.05
ZM1000003054	13	21/11/2016	21/11/2026	05/12/2023	2	K564,000.00	K499,174.29	88.51	88.51	20.32	20.32
ZM1000003054	13	21/11/2016	21/11/2026	12/05/2023	3	K2,280,000.00	K1,999,538.64	87.70	87.70	20.70	20.70
ZM1000003062	14	21/11/2016	21/11/2031	05/12/2023	7	K2,883,000.00	K1,999,710.64	69.36	69.36	24.72	24.72
ZM1000003211	14	24/04/2017	24/04/2032	18/05/2023	8	K670,000.00	K380,002.60	56.72	56.72	27.50	27.50
ZM1000004334	11	27/04/2020	27/04/2025	05/11/2023	1	K2,596,000.00	K2,081,046.68	80.16	80.16	24.80	24.80