



**SECURITIES AND EXCHANGE COMMISSION**  
Protecting Investors in the Capital Markets

Date

< Tuesday, 16 May 2023

**K2.55bn**

Total Nominal Value

**K1.66bn**

Total Market Value

**22**

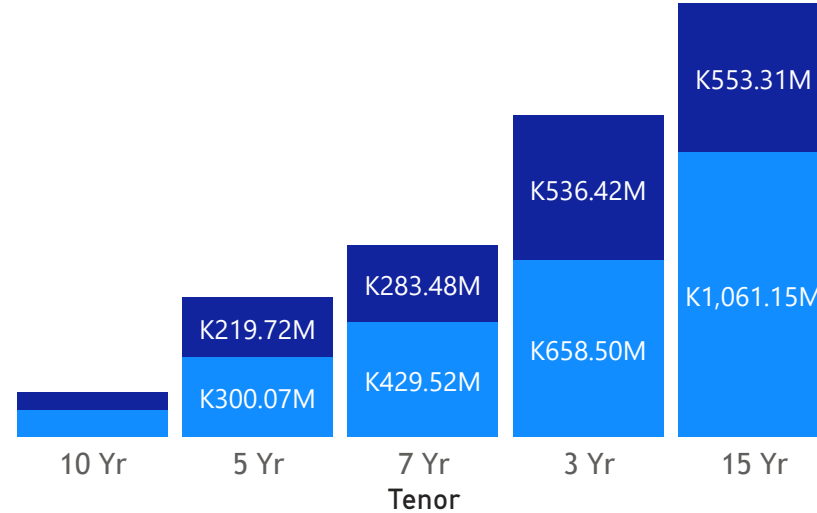
Number of Trades

# GRZ Bonds Secondary Market Trade Summary Report

## Consideration and Nominal Value

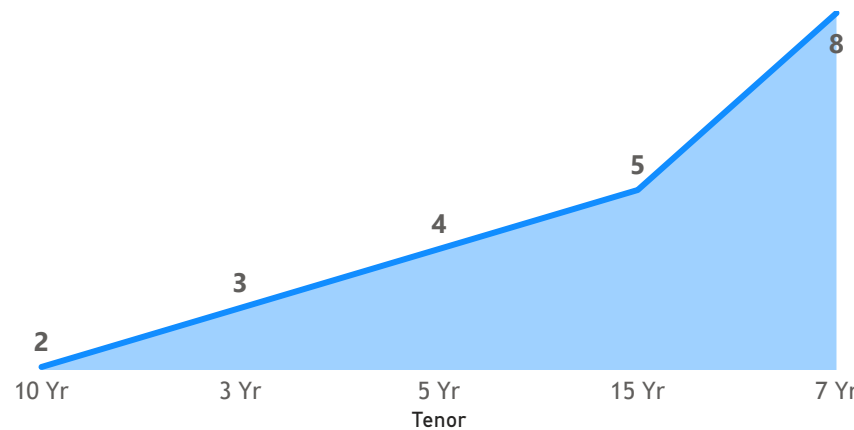
● Nominal Value ● Market Value

Nominal Value and Market Value



## No. of Trades by Tenor

Number of trades



## Range of Trade Prices (ZMW)\*

Tenor	Min Price	Max Price
10 Yr	63.19	96.92
15 Yr	52.03	53.27
3 Yr	78.96	95.37
5 Yr	72.89	96.10
7 Yr	63.96	75.91

## Range of Yields Rates\*

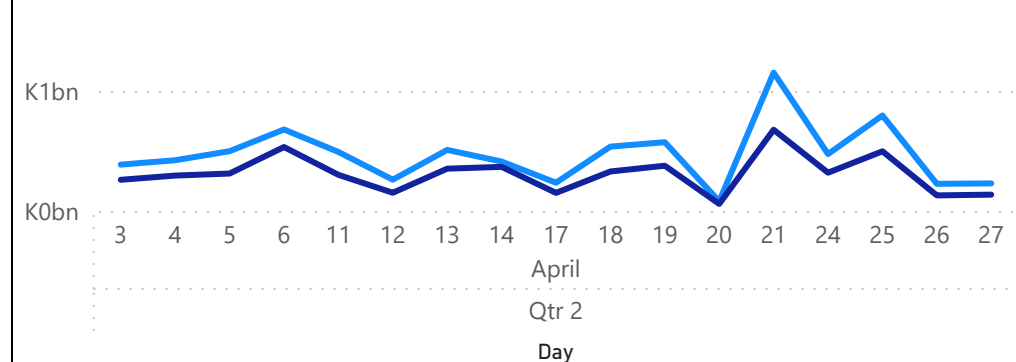
Tenor	Min Yield	Max Yield
15 Yr	27.70	31.75
3 Yr	18.75	23.02
5 Yr	20.10	26.13
7 Yr	22.00	27.55

## Primary Market April 27 2023 Auction

Tenor	Cut- Off Yield Rate	Coupon Rates	Range of Successful Yield Rates
2 Years	18.00	9	16.0000-18.0000
3 Years	22.00	10	20.0000-22.0000
5 Years	24.00	11	20.0000-24.0000
7 Years	25.49	12	24.0000-25.4900
10 Years	27.75	13	25.0000-27.7500
15 Years	27.75	14	26.5000-27.7500

## April 2023 Activity

● Nominal Value ● Market Value



\*Disclaimer: This content is prepared from information received by the Commission through third-party reports. The range of prices by tenor and range of yields by tenor are based on dealer submissions. The content is indicative and intended for informational purposes only and shall not in any way be deemed to be investment advice, guidance or recommendation of the SEC. Users are responsible for making investment decisions and are advised to obtain independent professional advice before acting on or using this

# GRZ Bonds Secondary Market Trade Summary Report

ISIN Code	Coupon Rate	Issue Date	Maturity Date	Trade Date/ Valuation Date	Years To Maturity	Nominal Value	Market Value	Min Trade Price	Max Trade Price	Min Yield	Max Yield
ZM1000004383	14	01/06/2020	01/06/2035	16/05/2023	12	K1,061,076,705.00	K553,269,279.80	52.03	53.27	31.00	31.75
ZM1000005703	14	04/03/2023	04/03/2026	16/05/2023	2	K75,406.00	K40,074.16	53.14	53.14	27.70	27.70
ZM1000004094	11	17/06/2019	17/06/2024	16/05/2023	1	K4,000,000.00	K3,843,962.36	96.10	96.10	20.10	20.10
ZM1000004334	11	27/04/2020	27/04/2025	16/05/2023	1	K65,000.00	K54,528.63	83.89	83.89	21.99	21.99
ZM1000005307	10	27/06/2022	27/06/2025	05/12/2023	1	K264,500,000.00	K220,410,045.72	83.33	83.33	22.52	22.52
ZM1000005547	10	27/12/2022	27/12/2025	05/12/2023	2	K364,000,000.00	K287,398,857.71	78.96	78.96	23.02	23.02
ZM1000004821	10	28/06/2021	28/06/2024	16/05/2023	1	K30,000,000.00	K28,610,854.11	95.37	95.37	18.75	18.75
ZM1000004839	11	28/06/2021	28/06/2026	05/12/2023	2	K296,000,000.00	K215,822,072.55	72.89	72.94	26.13	26.13
ZM1000004847	12	28/06/2021	28/06/2028	05/12/2023	4	K105,000,000.00	K67,158,478.97	63.96	63.96	26.99	26.99
ZM1000004581	12	30/11/2020	30/11/2027	05/12/2023	4	K307,905,202.00	K204,121,147.74	66.29	66.29	27.55	27.55
ZM1000004581	12	30/11/2020	30/11/2027	16/05/2023	4	K16,351,990.00	K12,000,000.60	73.36	73.45	24.00	24.00
ZM1000004797	12	31/05/2021	31/05/2028	16/05/2023	5	K263,544.00	K200,052.00	75.91	75.91	22.00	22.00