



SECURITIES AND EXCHANGE COMMISSION
Protecting Investors in the Capital Markets

Date

< Monday, 15 May 2023

K251.85M

Total Nominal Value

K170.87M

Total Market Value

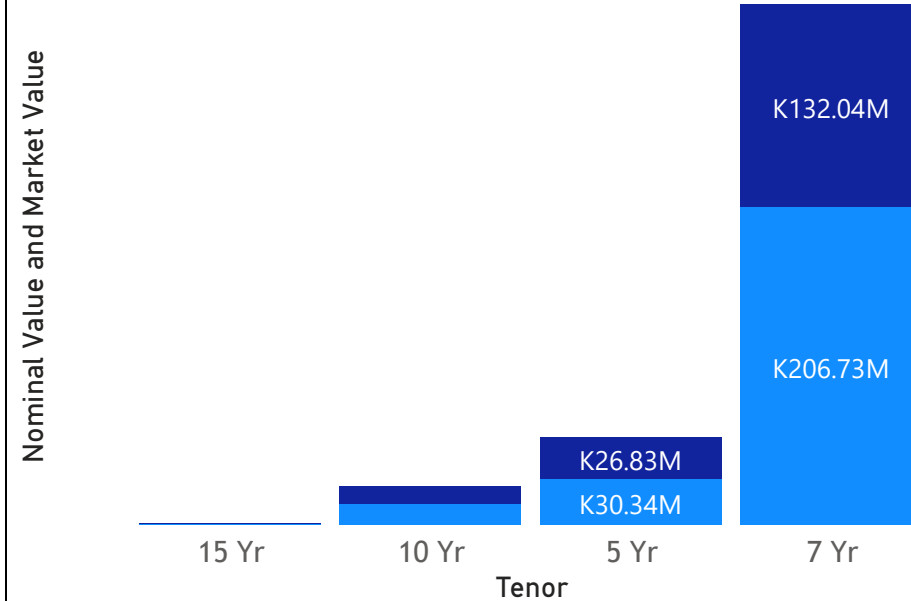
16

Number of Trades

GRZ Bonds Secondary Market Trade Summary Report

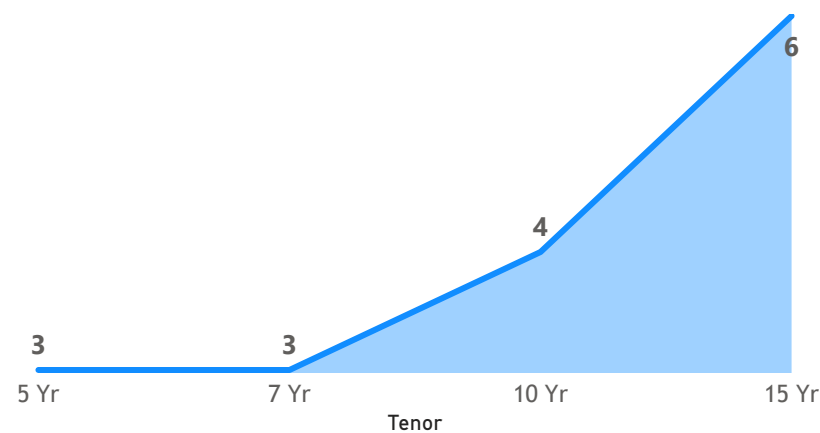
Consideration and Nominal Value

● Nominal Value ● Market Value



No. of Trades by Tenor

Number of trades



Range of Trade Prices (ZMW)*

Tenor	Min Price	Max Price
10 Yr	53.88	89.34
15 Yr	57.16	57.65
5 Yr	87.81	89.50
7 Yr	58.24	89.42

Range of Yields Rates*

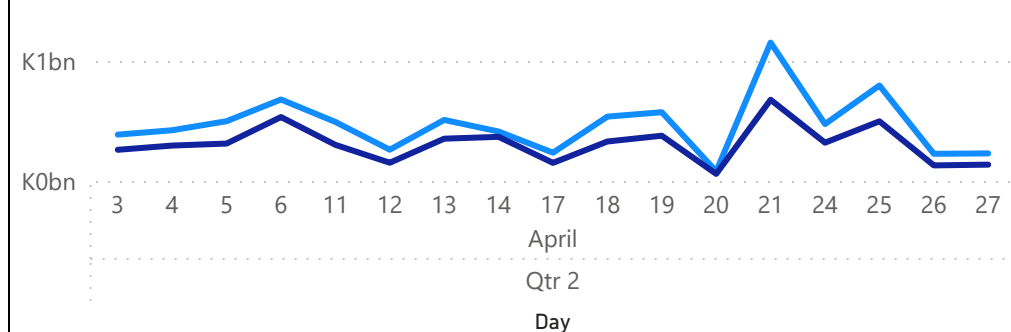
Tenor	Min Yield	Max Yield
10 Yr	22.50	27.00
15 Yr	27.00	27.25
5 Yr	18.00	18.75
7 Yr	18.75	27.70

Primary Market April 27 2023 Auction

Tenor	Cut- Off Yield Rate	Coupon Rates	Range of Successful Yield Rates
2 Years	18.00	9	16.0000-18.0000
3 Years	22.00	10	20.0000-22.0000
5 Years	24.00	11	20.0000-24.0000
7 Years	25.49	12	24.0000-25.4900
10 Years	27.75	13	25.0000-27.7500
15 Years	27.75	14	26.5000-27.7500

April 2023 Activity

● Nominal Value ● Market Value



*Disclaimer: This content is prepared from information received by the Commission through third-party reports. The range of prices by tenor and range of yields by tenor are based on dealer submissions. The content is indicative and intended for informational purposes only and shall not in any way be deemed to be investment advice, guidance or recommendation of the SEC. Users are responsible for making investment decisions and are advised to obtain independent professional advice before acting on or using this

GRZ Bonds Secondary Market Trade Summary Report

ISIN Code	Coupon Rate	Issue Date	Maturity Date	Trade Date/ Valuation Date	Years To Maturity	Nominal Value	Market Value	Min Trade Price	Max Trade Price	Min Yield	Max Yield
ZM1000005695	13	04/03/2023	04/03/2023	15/05/2023	0	K166,000.00	K89,434.03	53.88	53.88	27.00	27.00
ZM1000003997	13	17/12/2018	17/12/2028	15/05/2023	5	K1,317,000.00	K999,862.21	75.92	75.92	22.50	22.50
ZM1000003864	12	23/04/2018	23/04/2025	15/05/2023	1	K6,730,000.00	K6,073,328.18	89.42	89.42	18.75	18.75
ZM1000003211	14	24/04/2017	24/04/2032	15/05/2023	8	K798,680.00	K460,013.46	57.16	57.65	27.00	27.25
ZM1000004334	11	27/04/2020	27/04/2025	15/05/2023	1	K30,335,250.00	K26,832,181.33	87.81	89.50	18.00	18.75
ZM1000004847	12	28/06/2021	28/06/2028	15/05/2023	5	K200,000,000.00	K125,966,347.40	58.24	58.62	27.50	27.70