



SECURITIES AND EXCHANGE COMMISSION
Protecting Investors in the Capital Markets

Date

Friday, 12 May 2023

K13.48M

Total Nominal Value

K9.74M

Total Market Value

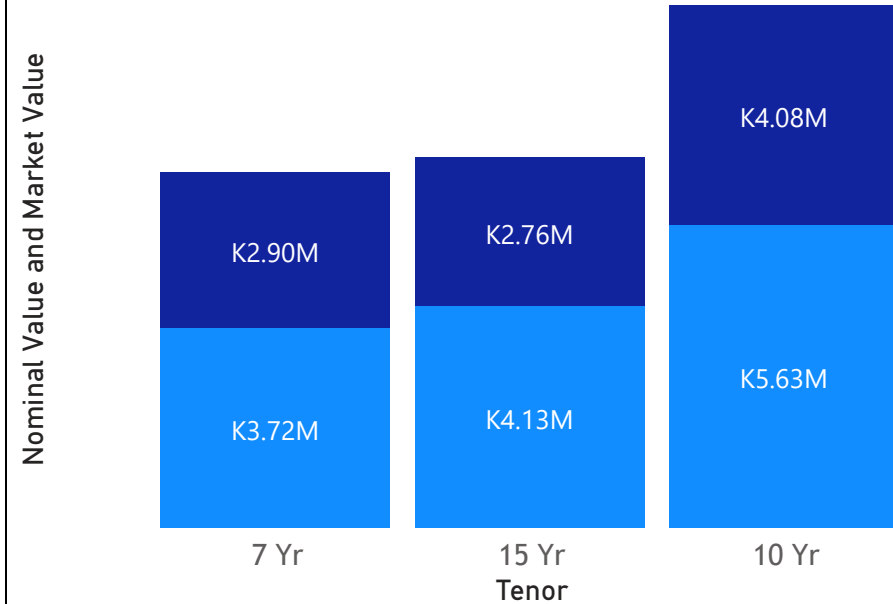
22

Number of Trades

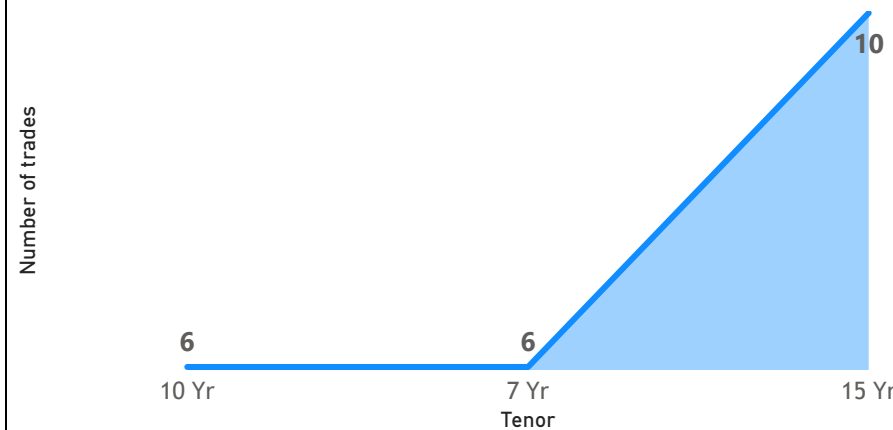
GRZ Bonds Secondary Market Trade Summary Report

Consideration and Nominal Value

● Nominal Value ● Market Value



No. of Trades by Tenor



Range of Trade Prices (ZMW)*

Tenor	Min Price	Max Price
10 Yr	54.26	88.51
15 Yr	56.60	69.36
7 Yr	76.58	82.35

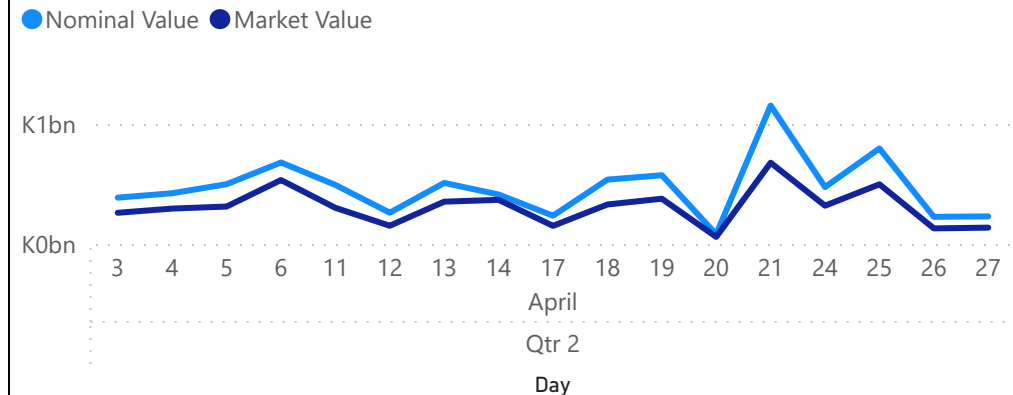
Range of Yields Rates*

Tenor	Min Yield	Max Yield
10 Yr	20.32	29.00
15 Yr	24.72	27.50
7 Yr	20.00	22.50

Primary Market April 27 2023 Auction

Tenor	Cut- Off Yield Rate	Coupon Rates	Range of Successful Yield Rates
2 Years	18.00	9	16.0000-18.0000
3 Years	22.00	10	20.0000-22.0000
5 Years	24.00	11	20.0000-24.0000
7 Years	25.49	12	24.0000-25.4900
10 Years	27.75	13	25.0000-27.7500
15 Years	27.75	14	26.5000-27.7500

April 2023 Activity



*Disclaimer: This content is prepared from information received by the Commission through third-party reports. The range of prices by tenor and range of yields by tenor are based on dealer submissions. The content is indicative and intended for informational purposes only and shall not in any way be deemed to be investment advice, guidance or recommendation of the SEC. Users are responsible for making investment decisions and are advised to obtain independent professional advice before acting on or using this

GRZ Bonds Secondary Market Trade Summary Report

ISIN Code	Coupon Rate	Issue Date	Maturity Date	Trade Date/ Valuation Date	Years To Maturity	Nominal Value	Market Value	Min Trade Price	Max Trade Price	Min Yield	Max Yield
ZM1000003252	14	05/07/2017	05/07/2032	05/12/2023	8	K748,462.00	K459,981.88	61.42	61.59	27.00	27.00
ZM1000003054	13	21/11/2016	21/11/2026	12/05/2023	3	K2,844,000.00	K2,498,712.93	87.70	88.51	20.32	20.70
ZM1000003062	14	21/11/2016	21/11/2031	12/05/2023	8	K3,027,000.00	K2,099,592.13	69.36	69.36	24.72	24.72
ZM1000003211	14	24/04/2017	24/04/2032	05/12/2023	8	K353,380.00	K200,001.90	56.60	56.60	27.50	27.50
ZM1000005331	13	27/06/2022	27/06/2032	05/12/2023	8	K2,000,000.00	K1,084,696.72	54.26	54.26	29.00	29.00
ZM1000005091	13	27/12/2021	27/12/2031	05/12/2023	8	K790,976.00	K500,000.00	63.24	63.24	25.00	25.00
ZM1000004581	12	30/11/2020	30/11/2027	05/12/2023	3	K3,716,306.00	K2,900,000.40	76.58	82.35	20.00	22.50