



SECURITIES AND EXCHANGE COMMISSION
Protecting Investors in the Capital Markets

Date

Wednesday, 10 May 2023

K237.45M

Total Nominal Value

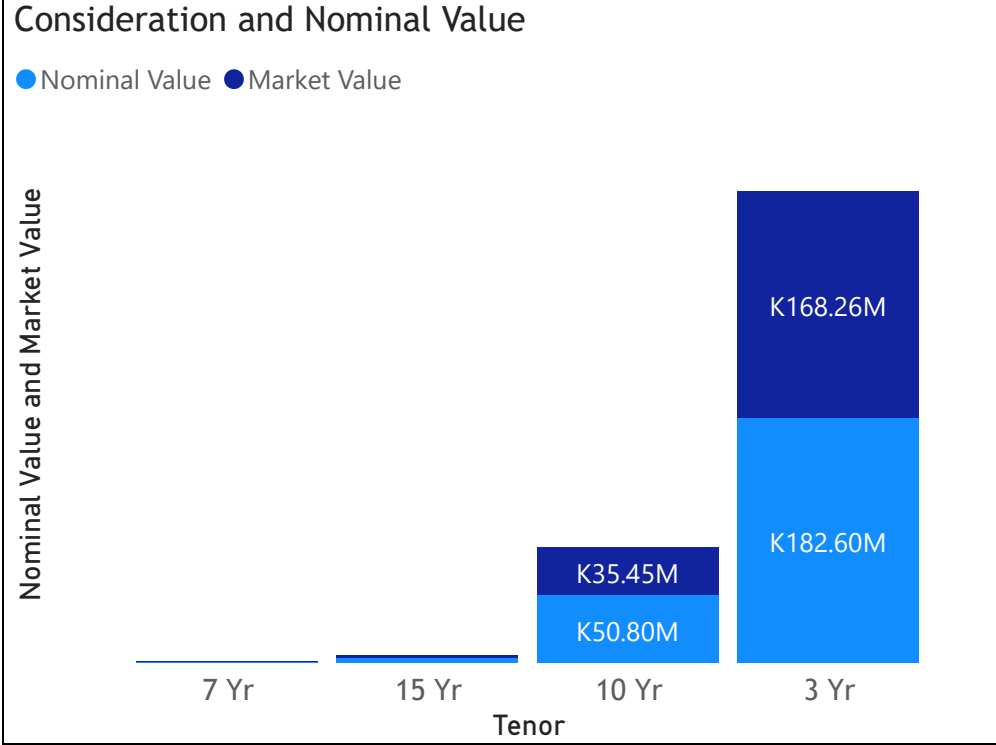
K206.34M

Total Market Value

27

Number of Trades

Q2 Bonds Secondary Market Trade Summary Report



Range of Trade Prices (ZMW)*

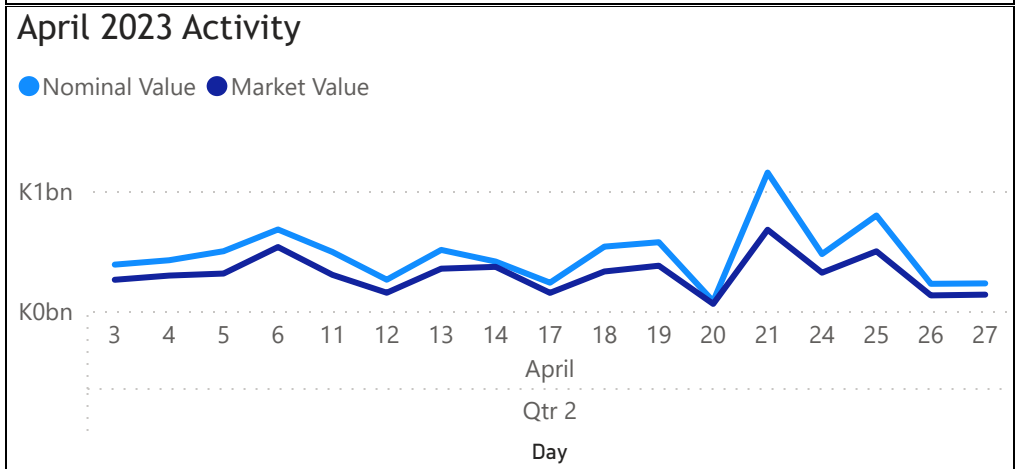
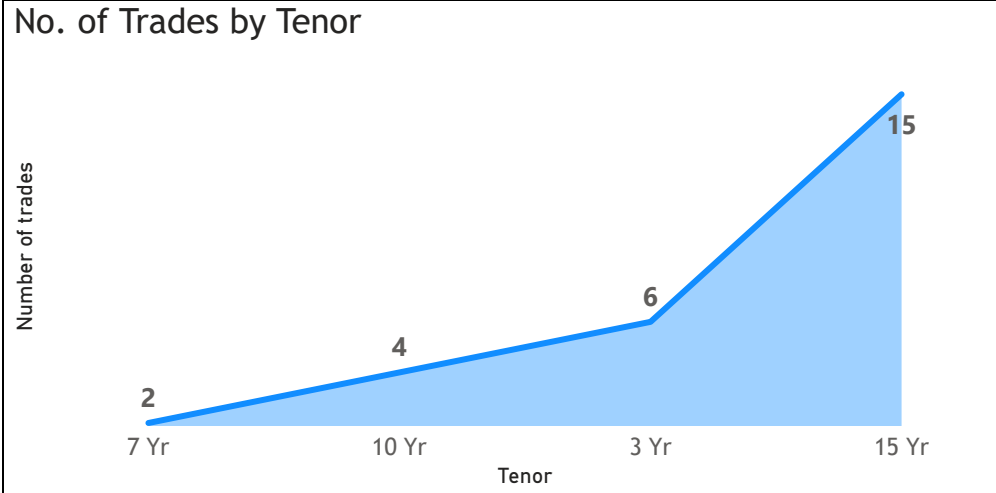
Tenor	Min	Max
10 Yr	56.45	69.98
15 Yr	53.35	89.54
3 Yr	78.88	93.24
7 Yr	75.26	75.26

Range of Yields Rates*

Tenor	Min	Max
10 Yr	25.00	26.20
15 Yr	21.00	27.50
3 Yr	20.50	23.00
7 Yr	23.00	23.00

Primary Market April 27 2023 Auction

Tenor	Cut- Off Yield Rate	Coupon Rates	Range of Successful Yield Rates
2 Years	18.00	9	16.0000-18.0000
3 Years	22.00	10	20.0000-22.0000
5 Years	24.00	11	20.0000-24.0000
7 Years	25.49	12	24.0000-25.4900
10 Years	27.75	13	25.0000-27.7500
15 Years	27.75	14	26.5000-27.7500



*Disclaimer: This content is prepared from information received by the Commission through third-party reports. The range of prices by tenor and range of yields by tenor are based on dealer submissions. The content is indicative and intended for informational purposes only and shall not in any way be deemed to be investment advice, guidance or recommendation of the SEC. Users are responsible for making investment decisions and are advised to obtain independent professional advice before acting on or using this

Auto recovery contains some recovered files that haven't been opened.

[View recovered files](#)

ISIN Code	Coupon Rate	Issue Date	Maturity Date	Trade Date/ Valuation Date	Years To Maturity	Nominal Value	Market Value	Min Trade Price	Max Trade Price	Min Yield	Max Yield
ZM1000005661	10	04/03/2023	04/03/2026	05/10/2023	2	K2,600,000.00	K2,050,653.70	78.88	78.88	20.50	20.50
ZM1000005703	14	04/03/2023	04/03/2026	05/10/2023	2	K749,802.00	K399,971.64	53.35	53.35	27.50	27.50
ZM1000003252	14	05/07/2017	05/07/2032	05/10/2023	8	K607,564.00	K399,959.84	65.88	65.88	25.00	25.00
ZM1000003120	14	05/12/2016	05/12/2031	05/10/2023	8	K589,966.00	K400,033.62	67.83	67.83	25.00	25.00
ZM1000001512	14	22/08/2011	18/08/2026	05/10/2023	2	K377,702.00	K338,292.06	89.54	89.54	21.00	21.00
ZM1000005455	13	19/09/2022	19/09/2032	05/10/2023	8	K795,000.00	K463,036.78	56.45	59.10	25.00	26.20
ZM1000005406	14	22/08/2022	22/08/2037	05/10/2023	13	K672,000.00	K389,473.32	57.55	58.20	26.00	26.30
ZM1000004680	14	25/01/2021	25/01/2036	05/10/2023	12	K525,780.00	K299,465.44	57.00	57.00	27.40	27.40
ZM1000004821	10	28/06/2021	28/06/2024	05/10/2023	0	K180,000,000.00	K166,208,681.92	91.28	93.24	21.00	23.00
ZM1000004581	12	30/11/2020	30/11/2027	05/10/2023	4	K531,966.00	K399,999.74	75.26	75.26	23.00	23.00

Disclaimer: This content is prepared from information received by the Commission through third-party reports. The content is indicative and intended for informational purposes only and shall not in any way be deemed to be investment advice, guidance or recommendation of the SEC. Users are responsible for making investment decisions and are advised to obtain independent professional advice before acting on or using this information.