



**SECURITIES AND EXCHANGE COMMISSION**  
Protecting Investors in the Capital Markets

Date

Friday, 5 May 2023

**K436.43M**

Total Nominal Value

**K361.38M**

Total Market Value

**30**

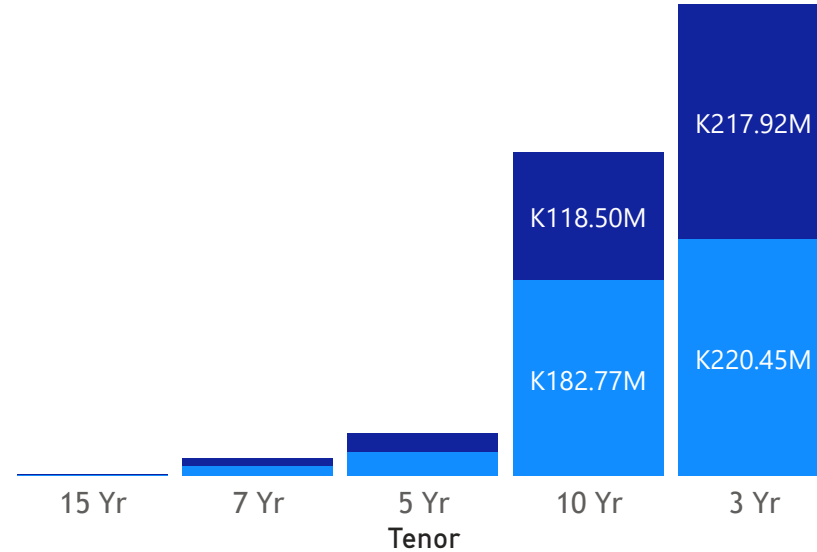
Number of Trades

# GRZ Bonds Secondary Market Trade Summary Report

## Consideration and Nominal Value

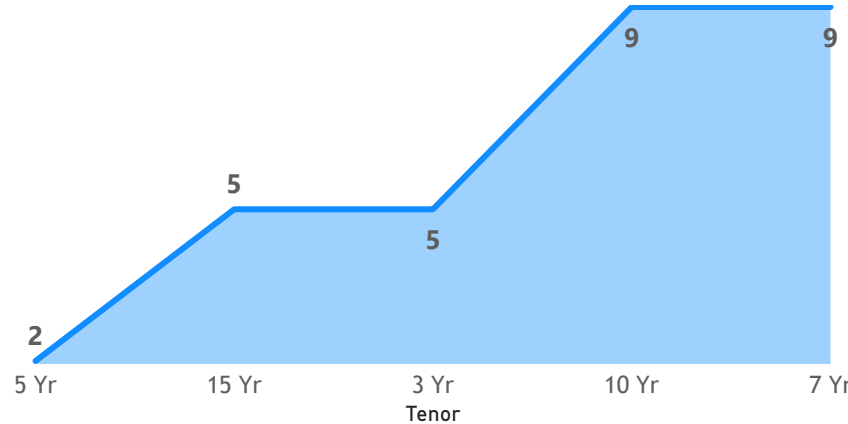
● Nominal Value ● Market Value

Nominal Value and Market Value



## No. of Trades by Tenor

Number of trades



## Range of Trade Prices (ZMW)\*

Tenor	Min Price	Max Price
10 Yr	59.50	80.67
15 Yr	56.72	78.56
3 Yr	97.66	99.81
5 Yr	76.92	76.92
7 Yr	67.57	90.03

## Range of Yields Rates\*

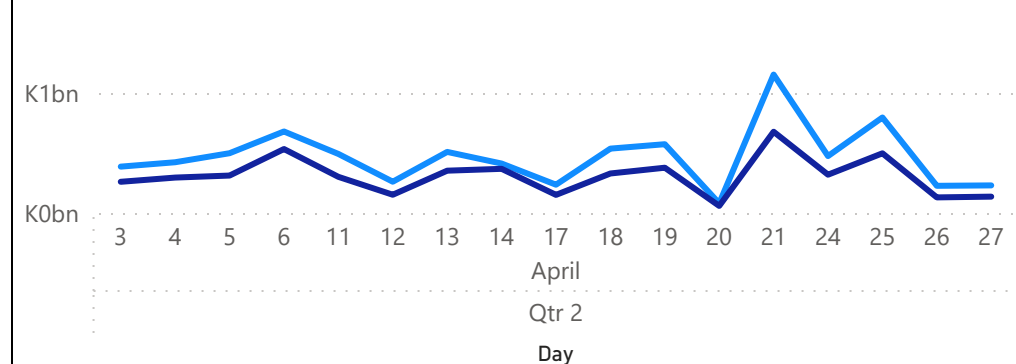
Tenor	Min Yield	Max Yield
10 Yr	21.97	25.51
15 Yr	24.50	25.75
3 Yr	13.70	15.90
5 Yr	24.00	24.00
7 Yr	21.50	24.93

## Primary Market April 27 2023 Auction

Tenor	Cut- Off Yield Rate	Coupon Rates	Range of Successful Yield Rates
2 Years	18.00	9	16.0000-18.0000
3 Years	22.00	10	20.0000-22.0000
5 Years	24.00	11	20.0000-24.0000
7 Years	25.49	12	24.0000-25.4900
10 Years	27.75	13	25.0000-27.7500
15 Years	27.75	14	26.5000-27.7500

## April 2023 Activity

● Nominal Value ● Market Value



\*Disclaimer: This content is prepared from information received by the Commission through third-party reports. The range of prices by tenor and range of yields by tenor are based on dealer submissions. The content is indicative and intended for informational purposes only and shall not in any way be deemed to be investment advice, guidance or recommendation of the SEC. Users are responsible for making investment decisions and are advised to obtain independent professional advice before acting on or using this

# GRZ Bonds Secondary Market Trade Summary Report

ISIN Code	Coupon Rate	Issue Date	Maturity Date	Trade Date/ Valuation Date	Years To Maturity	Nominal Value	Market Value	Min Trade Price	Max Trade Price	Min Yield	Max Yield
ZM1000005703	14	04/03/2023	04/03/2026	27/04/2023	2	K541,000.00	K309,242.38	56.72	57.58	25.37	25.75
ZM1000003112	13	05/12/2016	05/12/2026	26/04/2023	3	K10,904,000.00	K8,796,621.98	80.67	80.67	21.97	21.97
ZM1000004730	12	22/03/2021	22/03/2028	05/05/2023	4	K9,187,570.00	K6,560,208.20	67.57	73.67	21.50	23.50
ZM1000005406	14	22/08/2022	22/08/2037	05/05/2023	14	K84,000.00	K49,737.37	59.21	59.21	25.50	25.50
ZM1000005612	14	23/01/2023	23/01/2038	05/05/2023	14	K161,000.00	K99,964.87	62.09	62.09	24.70	24.70
ZM1000001967	14	26/11/2012	23/11/2027	05/05/2023	4	K428,000.00	K336,218.24	78.56	78.56	24.50	24.50
ZM1000003203	12	24/04/2017	24/04/2024	05/05/2023	0	K455,000.00	K409,657.76	90.03	90.03	24.93	24.93
ZM1000004458	13	27/07/2020	27/07/2030	05/05/2023	7	K360,000.00	K226,774.44	59.50	59.50	25.51	25.51
ZM1000005091	13	27/12/2021	27/12/2031	05/05/2023	8	K2,509,000.00	K1,599,063.36	63.73	63.73	24.67	24.67
ZM1000004821	10	28/06/2021	28/06/2024	05/05/2023	1	K220,450,000.00	K217,924,701.16	97.66	99.81	13.70	15.90
ZM1000004839	11	28/06/2021	28/06/2026	26/04/2023	3	K22,346,000.00	K17,188,578.96	76.92	76.92	24.00	24.00

Disclaimer: This content is prepared from information received by the Commission through third-party reports. The content is indicative and intended for informational purposes only and shall not in any way be deemed to be investment advice, guidance or recommendation of the SEC. Users are responsible for making investment decisions and are advised to obtain independent professional advice before acting on or using this information.