



**SECURITIES AND EXCHANGE COMMISSION**  
Protecting Investors in the Capital Markets

Date

Wednesday, 3 May 2023

**K75.27M**

Total Nominal Value

**K54.92M**

Total Market Value

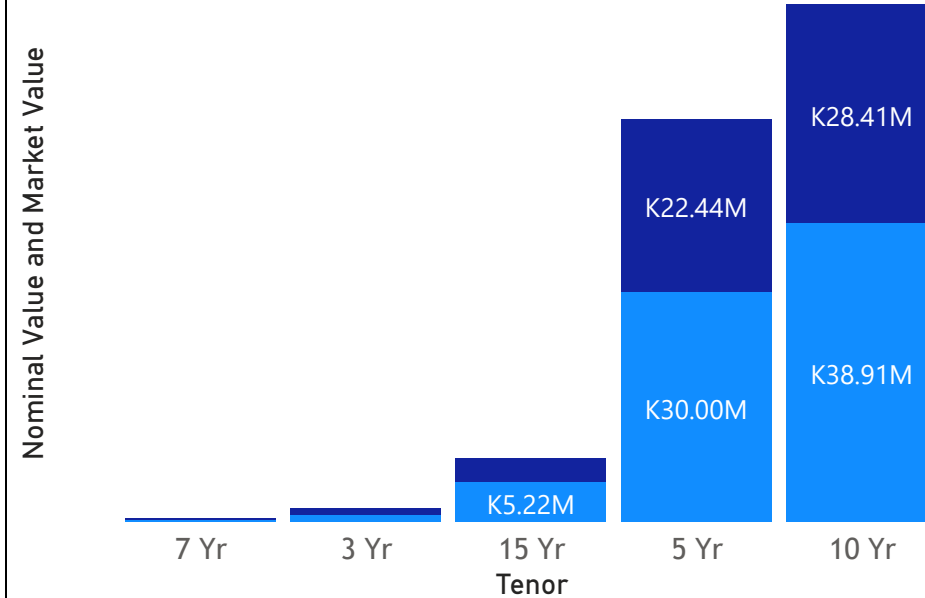
**17**

Number of Trades

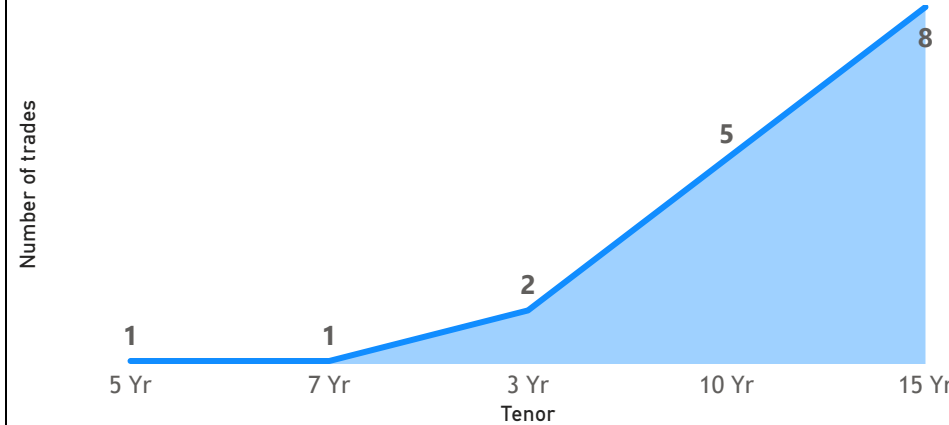
# GRZ Bonds Secondary Market Trade Summary Report

## Consideration and Nominal Value

● Nominal Value ● Market Value



## No. of Trades by Tenor



## Range of Trade Prices (ZMW)\*

Tenor	Min Price	Max Price
3 Yr	95.23	95.35
7 Yr	81.37	81.37
5 Yr	71.26	71.26
10 Yr	56.82	90.92
15 Yr	48.16	67.08

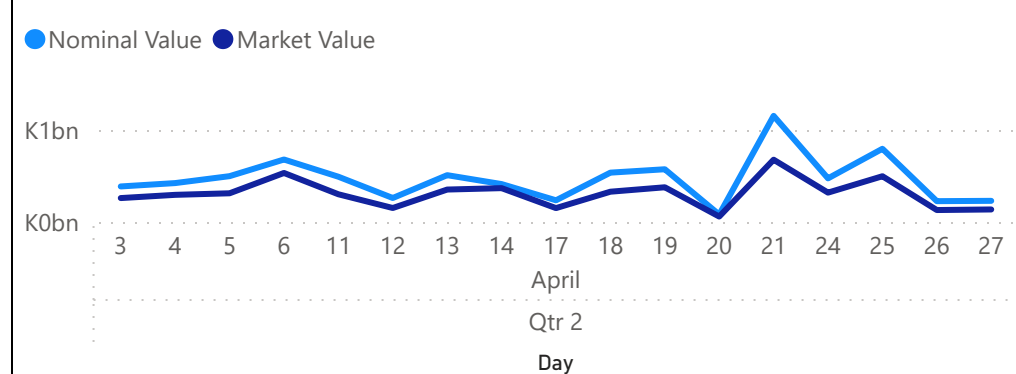
## Range of Yields Rates\*

Tenor	Min Yield	Max Yield
3 Yr	15.71	15.80
7 Yr	20.96	20.96
5 Yr	24.50	24.50
10 Yr	19.00	25.35
15 Yr	24.30	30.80

## Primary Market March 31 2023 Auction

Tenor	Cut- Off Yield Rate	Coupon Rates	Range of Successful Yield Rates
2 Years	18.00	9	17.0000-18.0000
5 Years	24.00	11	19.8900-24.0000
3 Years	22.00	10	20.0000-22.0000
7 Years	25.40	12	24.0000-25.4000
10 Years	27.75	13	25.3750-27.7500
15 Years	27.75	14	25.4000-27.7500

## April 2023 Activity



\*Disclaimer: This content is prepared from information received by the Commission through third-party reports. The range of prices by tenor and range of yields by tenor are based on dealer submissions. The content is indicative and intended for informational purposes only and shall not in any way be deemed to be investment advice, guidance or recommendation of the SEC. Users are responsible for making investment decisions and are advised to obtain independent professional advice before acting on or using this information.

# GRZ Bonds Secondary Market Trade Summary Report

ISIN Code	Coupon Rate	Issue Date	Maturity Date	Trade Date/ Valuation Date	Years To Maturity	Nominal Value	Market Value	Min Trade Price	Max Trade Price	Min Yield	Max Yield
ZM1000005695	13	04/03/2023	04/03/2023	25/04/2023	0	K140,000.00	K79,542.00	56.82	56.82	25.35	25.35
ZM1000005703	14	04/03/2023	04/03/2026	03/05/2023	2	K361,000.00	K199,470.96	55.26	55.26	26.50	26.50
ZM1000005703	14	04/03/2023	04/03/2026	05/03/2023	3	K3,324,304.00	K2,000,000.92	60.17	60.17	24.30	24.30
ZM1000005463	14	19/09/2022	19/09/2037	03/05/2023	14	K840,000.00	K404,529.22	48.16	48.16	30.80	30.80
ZM1000003054	13	21/11/2016	21/11/2026	05/03/2023	3	K14,529,764.00	K13,200,001.80	90.92	90.92	19.00	19.00
ZM1000003054	13	21/11/2016	21/11/2026	25/04/2023	3	K2,318,000.00	K1,999,820.44	86.27	86.27	21.04	21.04
ZM1000005406	14	22/08/2022	22/08/2037	03/05/2023	14	K165,000.00	K81,041.97	49.12	49.12	30.80	30.80
ZM1000005612	14	23/01/2023	23/01/2038	03/05/2023	14	K80,000.00	K49,608.64	62.01	62.01	24.70	24.70
ZM1000005612	14	23/01/2023	23/01/2038	25/04/2023	14	K257,000.00	K149,709.51	58.25	58.25	26.25	26.25
ZM1000002940	14	23/05/2016	23/05/2031	03/05/2023	8	K193,000.00	K129,473.39	67.08	67.08	25.80	25.80
ZM1000004136	12	26/08/2019	26/08/2026	25/04/2023	3	K245,000.00	K199,366.43	81.37	81.37	20.96	20.96
ZM1000005067	10	27/12/2021	27/12/2024	25/04/2023	1	K892,000.00	K849,906.69	95.23	95.35	15.71	15.80
ZM1000004839	11	28/06/2021	28/06/2026	20/04/2023	3	K30,000,000.00	K22,444,541.35	71.26	71.26	24.50	24.50

Disclaimer: This content is prepared from information received by the Commission through third-party reports. The content is indicative and intended for informational purposes only and shall not in any way be deemed to be investment advice, guidance or recommendation of the SEC. Users are responsible for making investment decisions and are advised to obtain independent professional advice before acting on or using this information.