



SECURITIES AND EXCHANGE COMMISSION
Protecting Investors in the Capital Markets

Date

Wednesday, 26 April 2023

K226.49M

Total Nominal Value

K129.98M

Total Market Value

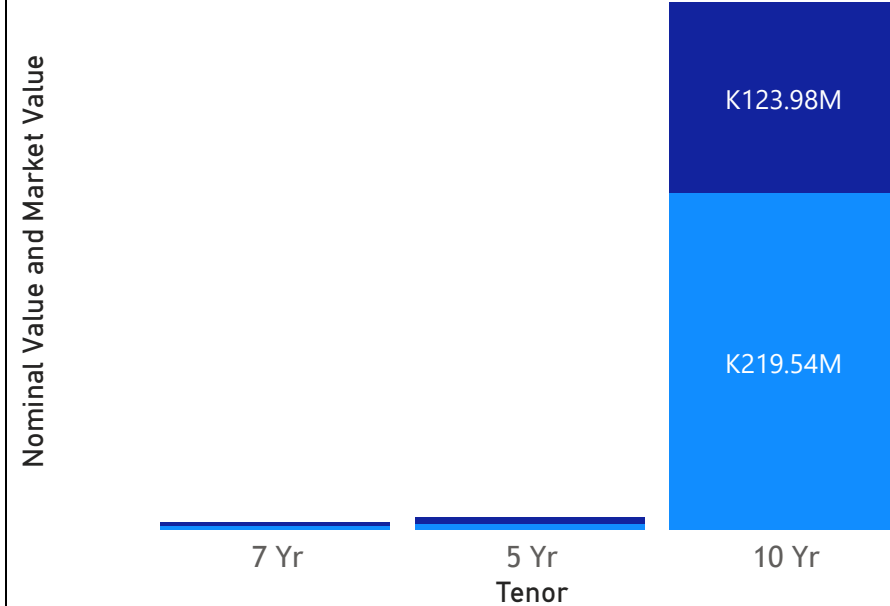
14

Number of Trades

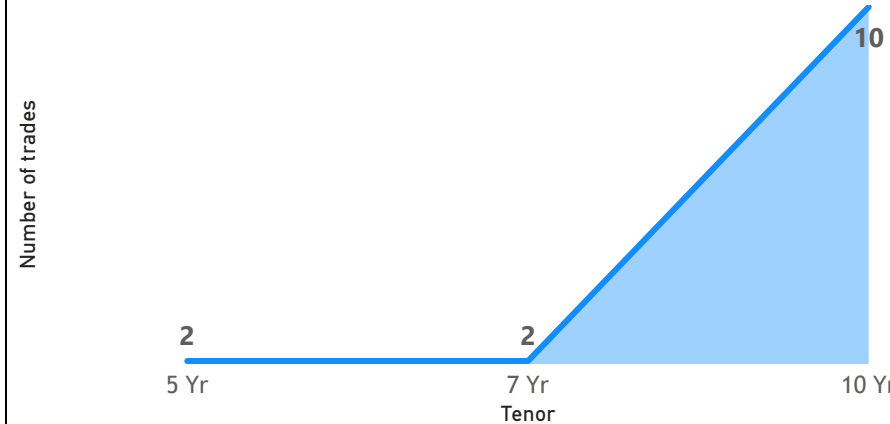
GRZ Bonds Secondary Market Trade Summary Report

Consideration and Nominal Value

● Nominal Value ● Market Value



No. of Trades by Tenor



Range of Trade Prices (ZMW)*

Tenor	Min Price	Max Price
5 Yr	90.83	90.83
7 Yr	70.63	81.42
10 Yr	50.82	57.97

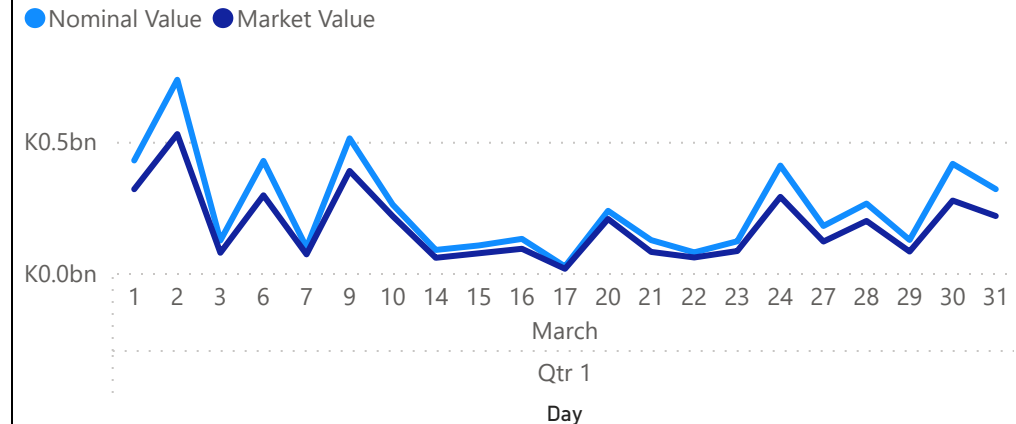
Range of Yields Rates*

Tenor	Min Yield	Max Yield
5 Yr	16.70	16.70
7 Yr	20.96	22.71
10 Yr	24.71	27.75

Primary Market March 31 2023 Auction

Tenor	Cut- Off Yield Rate	Coupon Rates	Range of Successful Yield Rates
2 Years	18.00	9	17.0000-18.0000
5 Years	24.00	11	19.8900-24.0000
3 Years	22.00	10	20.0000-22.0000
7 Years	25.40	12	24.0000-25.4000
10 Years	27.75	13	25.3750-27.7500
15 Years	27.75	14	25.4000-27.7500

March 2023 Activity



*Disclaimer: This content is prepared from information received by the Commission through third-party reports. The range of prices by tenor and range of yields by tenor are based on dealer submissions. The content is indicative and intended for informational purposes only and shall not in any way be deemed to be investment advice, guidance or recommendation of the SEC. Users are responsible for making investment decisions and are advised to obtain independent professional advice before acting on or using this

GRZ Bonds Secondary Market Trade Summary Report

ISIN Code	Coupon Rate	Issue Date	Maturity Date	Trade Date/ Valuation Date	Years To Maturity	Nominal Value	Market Value	Min Trade Price	Max Trade Price	Min Yield	Max Yield
								0.00			
ZM1000005695	13	04/03/2023	04/03/2023	30/04/2023	0	K43,000,000.00	K21,854,628.07	50.82	50.82	27.75	27.75
ZM1000004730	12	22/03/2021	22/03/2028	26/04/2023	4	K707,000.00	K499,359.81	70.63	70.63	22.71	22.71
ZM1000004672	13	25/01/2021	25/01/2031	21/04/2023	7	K140,000,000.00	K81,159,908.24	57.97	57.97	24.71	24.71
ZM1000004136	12	26/08/2019	26/08/2026	26/04/2023	3	K1,842,000.00	K1,499,728.81	81.42	81.42	20.96	20.96
ZM1000004334	11	27/04/2020	27/04/2025	26/04/2023	2	K4,404,278.00	K3,999,999.84	90.83	90.83	16.70	16.70
ZM1000005091	13	27/12/2021	27/12/2031	18/04/2023	8	K36,540,000.00	K20,968,978.05	57.39	57.39		