



SECURITIES AND EXCHANGE COMMISSION
Protecting Investors in the Capital Markets

Date

Tuesday, 2 May 2023

K211.27M

Total Nominal Value

K153.00M

Total Market Value

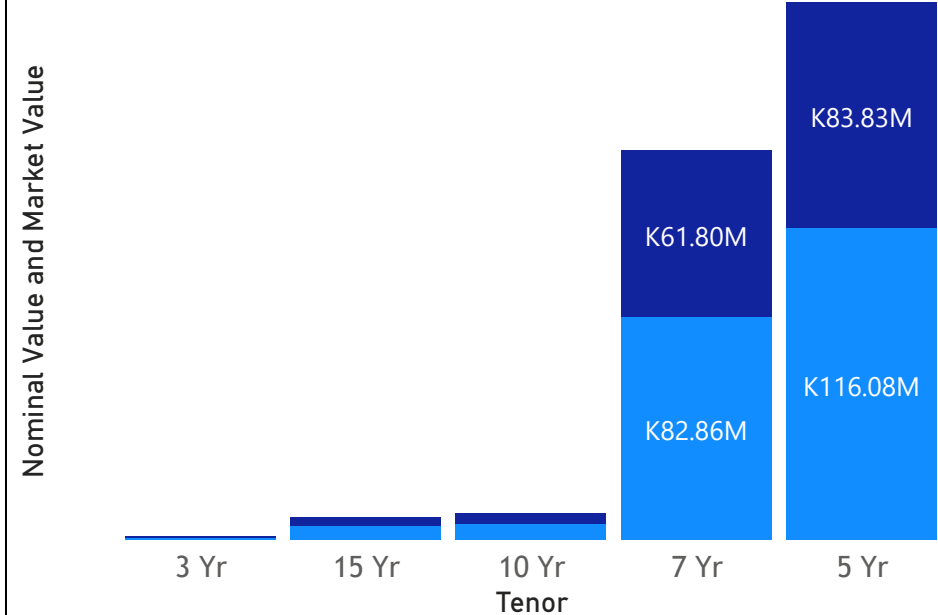
29

Number of Trades

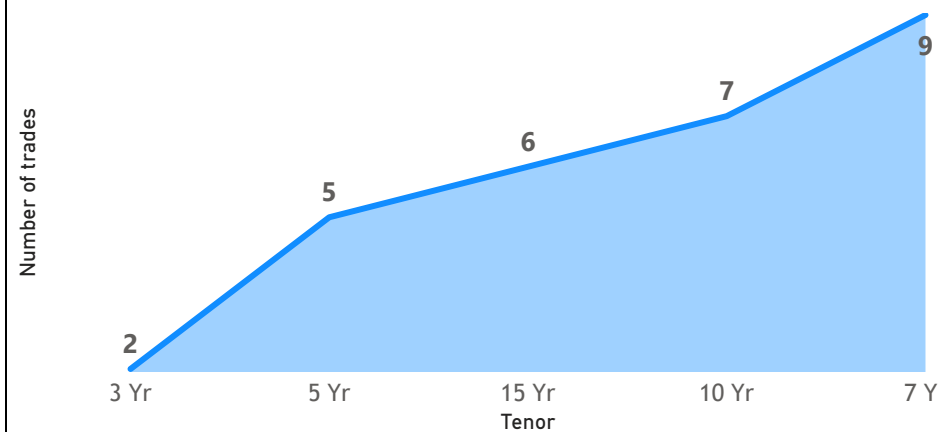
GRZ Bonds Secondary Market Trade Summary Report

Consideration and Nominal Value

● Nominal Value ● Market Value



No. of Trades by Tenor



Range of Trade Prices (ZMW)*

Tenor	Min Price	Max Price
3 Yr	72.58	85.16
7 Yr	70.32	89.11
5 Yr	67.23	72.37
10 Yr	49.08	66.35
15 Yr	47.36	59.31

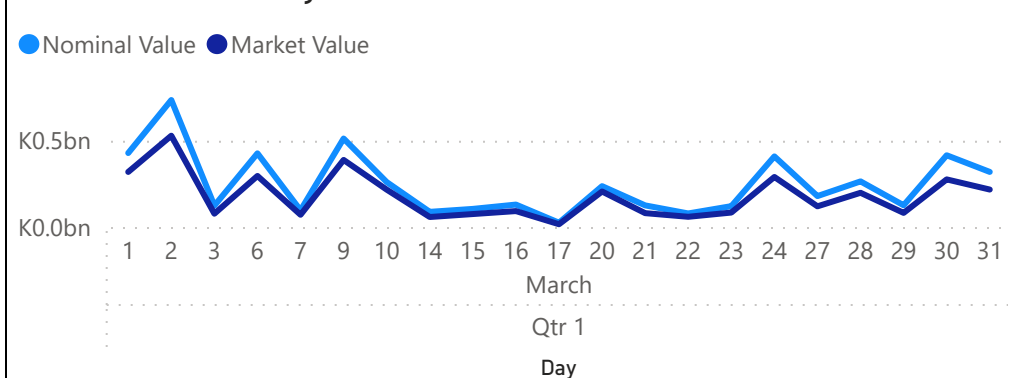
Range of Yields Rates*

Tenor	Min Yield	Max Yield
3 Yr	23.89	24.00
7 Yr	22.73	24.65
5 Yr	24.55	27.25
10 Yr	23.50	30.74
15 Yr	25.37	31.65

Primary Market March 31 2023 Auction

Tenor	Cut- Off Yield Rate	Coupon Rates	Range of Successful Yield Rates
2 Years	18.00	9	17.0000-18.0000
5 Years	24.00	11	19.8900-24.0000
3 Years	22.00	10	20.0000-22.0000
7 Years	25.40	12	24.0000-25.4000
10 Years	27.75	13	25.3750-27.7500
15 Years	27.75	14	25.4000-27.7500

March 2023 Activity



*Disclaimer: This content is prepared from information received by the Commission through third-party reports. The range of prices by tenor and range of yields by tenor are based on dealer submissions. The content is indicative and intended for informational purposes only and shall not in any way be deemed to be investment advice, guidance or recommendation of the SEC. Users are responsible for making investment decisions and are advised to obtain independent professional advice before acting on or using this information.



GRZ Bonds Secondary Market Trade Summary Report

ISIN Code	Coupon Rate	Issue Date	Maturity Date	Trade Date/ Valuation Date	Years To Maturity	Nominal Value	Market Value	Min Trade Price	Max Trade Price	Min Yield	Max Yield
								0.00			
ZM1000005695	13	04/03/2023	04/03/2023	02/05/2023	0	K1,736,000.00	K999,630.79	57.58	57.58	25.06	25.06
ZM1000005695	13	04/03/2023	04/03/2023	21/04/2023	0	K1,766,000.00	K999,436.60	56.59	56.59	25.35	25.35
ZM1000005661	10	04/03/2023	04/03/2026	05/02/2023	3	K130,000.00	K94,359.48	72.58	72.58	24.00	24.00
ZM1000005703	14	04/03/2023	04/03/2026	21/04/2023	2	K3,005,000.00	K1,699,656.23	54.91	57.28	25.37	26.45
ZM1000003344	12	18/12/2017	18/12/2024	20/04/2023	1	K327,000.00	K291,400.69	89.11	89.11	23.49	23.49
ZM1000004946	10	20/09/2021	20/09/2024	21/04/2023	1	K555,000.00	K472,655.10	85.16	85.16	23.89	23.89
ZM1000004979	13	20/09/2021	20/09/2031	02/05/2023	8	K224,000.00	K109,948.58	49.08	49.08	30.74	30.74
ZM1000004730	12	22/03/2021	22/03/2028	21/04/2023	4	K2,417,000.00	K1,699,574.17	70.32	70.32	22.73	22.73
ZM1000005406	14	22/08/2022	22/08/2037	02/05/2023	14	K44,000.00	K24,514.12	53.03	53.03	27.00	27.00
ZM1000005406	14	22/08/2022	22/08/2037	21/04/2023	14	K216,000.00	K102,298.92	47.36	47.36	31.65	31.65
ZM1000003872	14	23/04/2018	23/04/2033	21/04/2023	10	K2,023,000.00	K1,199,790.46	59.31	59.31	25.41	25.41
ZM1000004672	13	25/01/2021	25/01/2031	21/04/2023	7	K983,000.00	K599,806.90	61.02	61.02	25.83	25.83
ZM1000004136	12	26/08/2019	26/08/2026	02/05/2023	3	K20,000,000.00	K14,910,241.28	72.35	72.35	24.65	24.65
ZM1000004136	12	26/08/2019	26/08/2026	05/02/2023	3	K60,000,000.00	K44,820,414.53	74.50	74.73	24.55	24.65
ZM1000004458	13	27/07/2020	27/07/2030	02/05/2023	7	K200,000.00	K120,904.42	56.96	56.96	26.70	26.70
ZM1000005075	11	27/12/2021	27/12/2026	02/05/2023	3	K29,000,000.00	K20,911,113.90	68.25	68.25	24.65	24.65
ZM1000005075	11	27/12/2021	27/12/2026	05/02/2023	3	K87,000,000.00	K62,865,062.25	72.14	72.37	24.55	24.65
ZM1000005075	11	27/12/2021	27/12/2026	24/04/2023	3	K77,000.00	K51,767.20	67.23	67.23	27.25	27.25
ZM1000005091	13	27/12/2021	27/12/2031	05/02/2023	8	K1,356,830.00	K900,000.32	66.35	66.35	23.50	23.50
ZM1000005034	12	29/11/2021	29/11/2028	05/02/2023	5	K111,940.00	K79,991.72	71.53	71.53	23.00	23.00
ZM1000005497	14	31/10/2022	31/10/2037	02/05/2023	14	K94,000.00	K49,986.00	53.06	53.06	27.00	27.00

Disclaimer: This content is prepared from information received by the Commission through third-party reports. The content is indicative and intended for informational purposes only and shall not in any way be deemed to be investment advice, guidance or recommendation of the SEC. Users are responsible for making investment decisions and are advised to obtain independent professional advice before acting on or using this information.