



**SECURITIES AND EXCHANGE COMMISSION**  
Protecting Investors in the Capital Markets

# GRZ Bonds Secondary Market Trade Summary Report

Date

< Friday, 14 April 2023

**K412.38M**

Total Nominal Value

**K367.98M**

Total Market Value

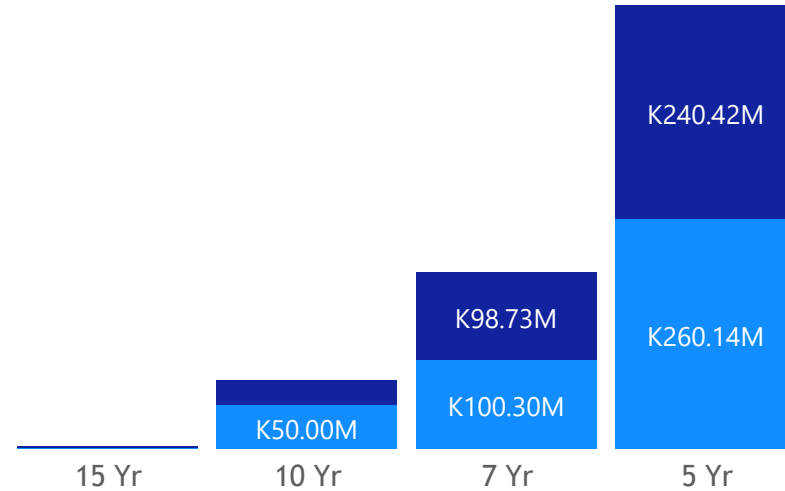
**16**

Number of Trades

## Consideration and Nominal Value

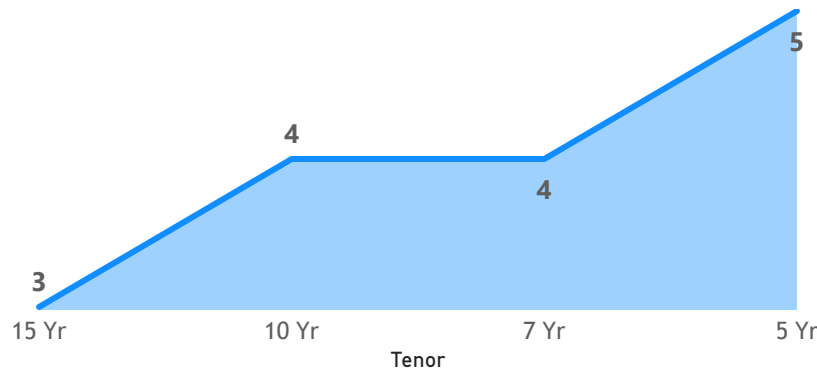
● Nominal Value ● Market Value

Nominal Value and Market Value




## No. of Trades by Tenor

Number of trades



## Average Price by Tenor (ZMW)

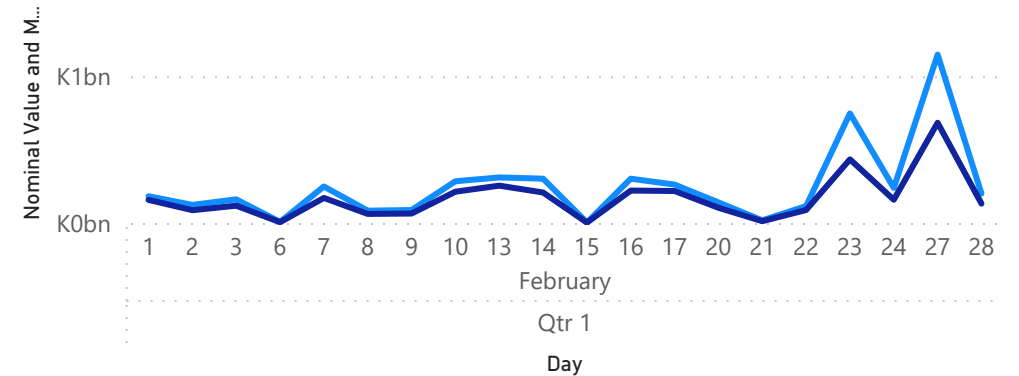


## Average Yield by Tenor



## February 2023 Activity

● Nominal Value ● Market Value



Disclaimer: This content is prepared from information received by the Commission through third-party reports. The content is indicative and intended for informational purposes only and shall not in any way be deemed to be investment advice, guidance or recommendation of the SEC. Users are responsible for making investment decisions and are advised to obtain independent professional advice before acting on or using this information.

# GRZ Bonds Secondary Market Trade Summary Report

ISIN CODE	COUPON	ISSUE DATE	MATURITY DATE	AVERAGE YIELD	TRADE DATE/ VALUATION DATE	YEARS TO MATURITY	AVERAGE PRICE (ZMW)	NOMINAL VALUE	MARKET VALUE
ZM1000004672	13	25/01/2021	25/01/2031	28.70	04/05/2023	7	54.47	K50,000,000.00	K27,232,632.87
ZM1000003872	14	23/04/2018	23/04/2033	25.35	31/03/2023	10	0.00	K229,000.00	K0.00
ZM1000005190	11	23/03/2022	23/03/2027	24.93	14/04/2023	3	66.26	K140,000.00	K92,758.23
ZM1000005034	12	29/11/2021	29/11/2028	24.32	14/04/2023	5	67.85	K295,160.00	K200,057.86
ZM1000004433	11	27/07/2020	27/07/2025	21.02	14/04/2023	2	83.79	K100,000,000.00	K85,024,229.61
ZM1000001637	14	21/11/2011	17/11/2026	20.28	14/04/2023	3	93.25	K1,717,270.00	K1,600,189.54
ZM1000004094	11	17/06/2019	17/06/2024	17.51	14/04/2023	1	95.21	K160,000,000.00	K155,303,439.45
ZM1000003161	12	27/02/2017	27/02/2024	16.04	14/04/2023	0	97.69	K100,000,000.00	K98,530,011.16