



SECURITIES AND EXCHANGE COMMISSION
Protecting Investors in the Capital Markets

GRZ Bonds Secondary Market Trade Summary Report

Date

< Wednesday, 12 April 2023

K260.76M

Total Nominal Value

K152.10M

Total Market Value

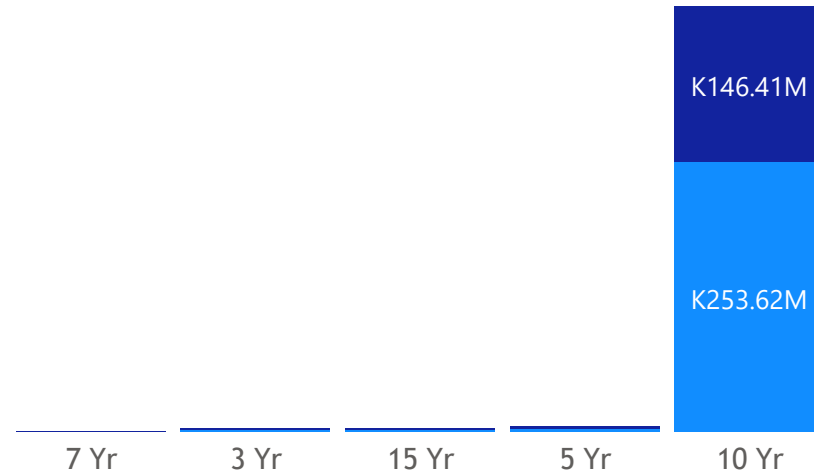
21

Number of Trades

Consideration and Nominal Value

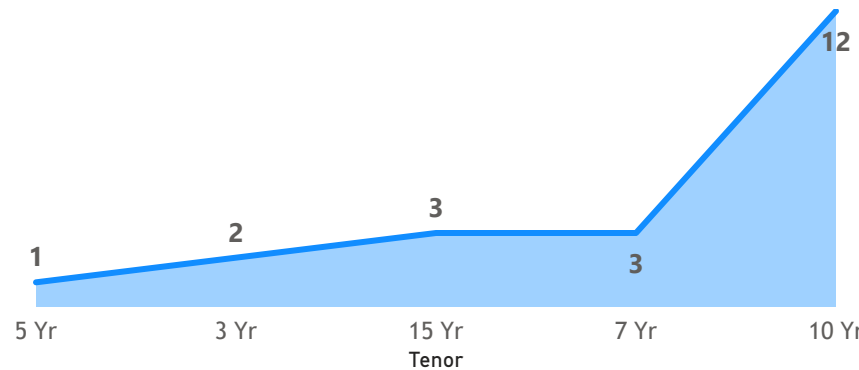
● Nominal Value ● Market Value

Nominal Value and Market Value



No. of Trades by Tenor

Number of trades



Average Price by Tenor (ZMW)

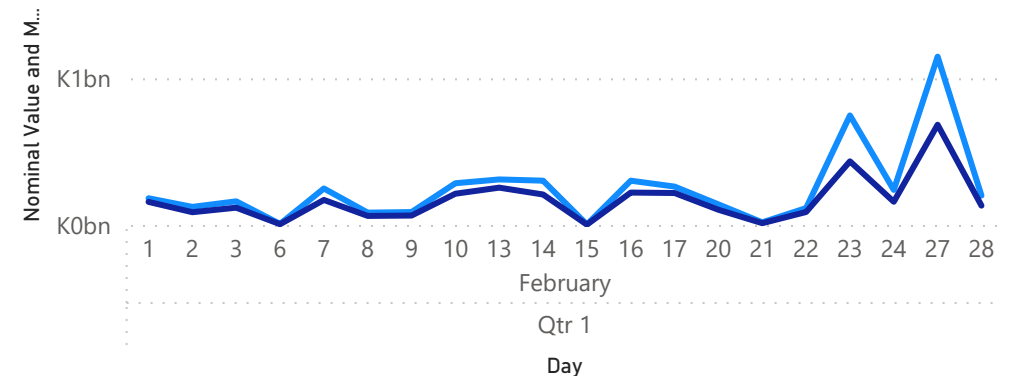
7 Yr	87.99
5 Yr	87.01
3 Yr	88.36
15 Yr	62.36
10 Yr	56.69

Average Yield by Tenor

7 Yr	20.28
5 Yr	19.00
3 Yr	24.55
15 Yr	25.97
10 Yr	27.08

February 2023 Activity

● Nominal Value ● Market Value



Disclaimer: This content is prepared from information received by the Commission through third-party reports. The content is indicative and intended for informational purposes only and shall not in any way be deemed to be investment advice, guidance or recommendation of the SEC. Users are responsible for making investment decisions and are advised to obtain independent professional advice before acting on or using this information.

GRZ Bonds Secondary Market Trade Summary Report

ISIN CODE	COUPON	ISSUE DATE	MATURITY DATE	AVERAGE YIELD	TRADE DATE/ VALUATION DATE	YEARS TO MATURITY	AVERAGE PRICE (ZMW)	NOMINAL VALUE	MARKET VALUE
ZM1000004672	13	25/01/2021	25/01/2031	28.50	04/04/2023	7	55.97	K50,000,000.00	K27,987,074.66
ZM1000004458	13	27/07/2020	27/07/2030	27.90	12/04/2023	6	54.44	K8,500,000.00	K4,857,575.69
ZM1000004854	13	28/06/2021	28/06/2031	27.90	12/04/2023	7	52.74	K8,750,000.00	K4,945,101.22
ZM1000003872	14	23/04/2018	23/04/2033	26.25	12/04/2023	10	64.00	K312,000.00	K199,692.45
ZM1000005612	14	23/01/2023	23/01/2038	26.25	12/04/2023	14	57.67	K1,734,000.00	K999,915.47
ZM1000004649	10	25/01/2021	25/01/2024	25.62	12/04/2023	0	91.78	K102,000.00	K93,615.88
ZM1000005570	13	27/12/2022	27/12/2032	25.55	12/04/2023	9	59.51	K1,088,000.00	K649,232.42
ZM1000003872	14	23/04/2018	23/04/2033	25.41	31/03/2023	10	65.40	K229,000.00	K149,756.40
ZM1000005067	10	27/12/2021	27/12/2024	23.49	12/04/2023	1	84.93	K1,525,000.00	K1,295,118.99
ZM1000004102	12	17/06/2019	17/06/2026	21.00	04/12/2023	2	83.60	K478,060.00	K400,005.70
ZM1000004334	11	27/04/2020	27/04/2025	19.00	12/04/2023	1	87.01	K2,711,000.00	K2,499,314.28
ZM1000003310	12	30/10/2017	30/10/2024	18.83	12/04/2023	1	96.76	K51,672.00	K49,999.38