



**SECURITIES AND EXCHANGE COMMISSION**  
Protecting Investors in the Capital Markets

# GRZ Bonds Secondary Market Trade Summary Report

Date

Tuesday, 11 April 2023

**K492.12M**

Total Nominal Value

**K301.33M**

Total Market Value

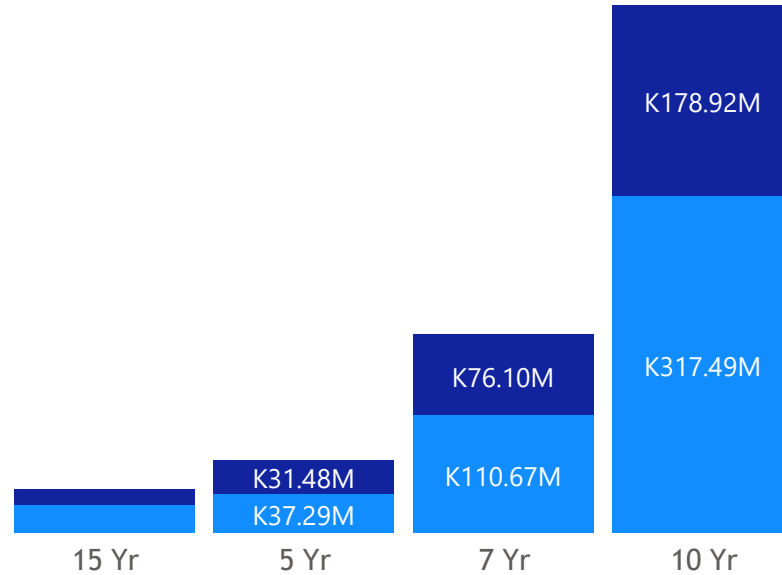
**48**

Number of Trades

## Consideration and Nominal Value

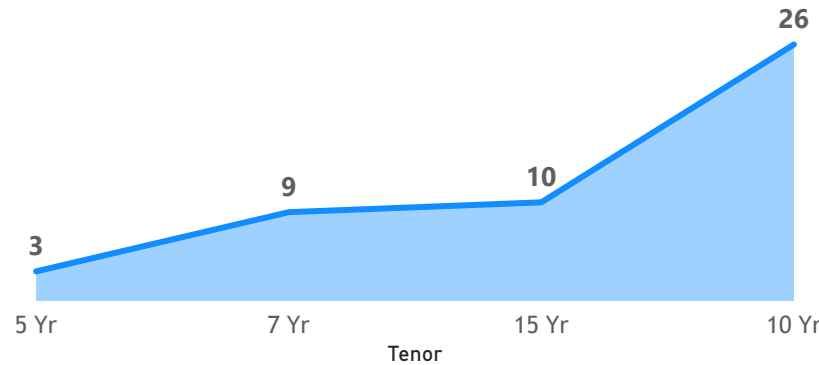
● Nominal Value ● Market Value

Nominal Value and Market Value

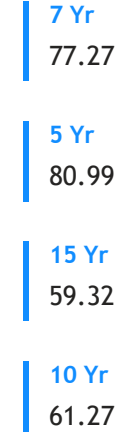


## No. of Trades by Tenor

Number of trades



## Average Price by Tenor (ZMW)

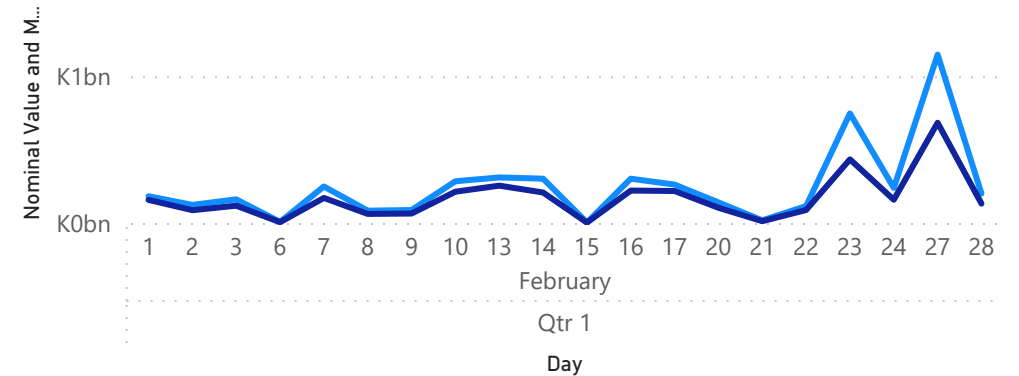


## Average Yield by Tenor



## February 2023 Activity

● Nominal Value ● Market Value



Disclaimer: This content is prepared from information received by the Commission through third-party reports. The content is indicative and intended for informational purposes only and shall not in any way be deemed to be investment advice, guidance or recommendation of the SEC. Users are responsible for making investment decisions and are advised to obtain independent professional advice before acting on or using this information.

# GRZ Bonds Secondary Market Trade Summary Report

ISIN CODE	COUPON	ISSUE DATE	MATURITY DATE	AVERAGE YIELD	TRADE DATE/ VALUATION DATE	YEARS TO MATURITY	AVERAGE PRICE (ZMW)	NOMINAL VALUE	MARKET VALUE
ZM1000004920	14	30/08/2021	30/08/2036	28.25	11/04/2023	12	50.94	K16,650,000.00	K8,737,175.99
ZM1000005091	13	27/12/2021	27/12/2031	26.50	04/11/2023	8	58.58	K1,024,680.00	K600,001.80
ZM1000004680	14	25/01/2021	25/01/2036	26.25	31/03/2023	12	57.89	K86,000.00	K49,788.18
ZM1000005406	14	22/08/2022	22/08/2037	26.25	31/03/2023	14	56.21	K88,000.00	K49,463.49
ZM1000004672	13	25/01/2021	25/01/2031	26.00	04/11/2023	7	60.12	K998,600.00	K600,000.48
ZM1000004979	13	20/09/2021	20/09/2031	26.00	04/11/2023	7	57.13	K510,000.00	K291,347.72
ZM1000003872	14	23/04/2018	23/04/2033	25.97	31/03/2023	10	64.13	K1,362,000.00	K879,276.75
ZM1000003872	14	23/04/2018	23/04/2033	25.41	11/04/2023	10	65.78	K1,013,000.00	K666,378.44
ZM1000005612	14	23/01/2023	23/01/2038	25.37	11/04/2023	14	59.50	K6,723,000.00	K3,999,928.22
ZM1000005570	13	27/12/2022	27/12/2032	25.35	11/04/2023	9	59.83	K4,957,000.00	K2,965,745.88
ZM1000005612	14	23/01/2023	23/01/2038	25.01	21/03/2023	14	59.52	K756,000.00	K449,959.81
ZM1000004672	13	25/01/2021	25/01/2031	25.00	11/04/2023	7	62.38	K1,282,000.00	K799,733.54
ZM1000004797	12	31/05/2021	31/05/2028	24.85	30/03/2023	5	67.76	K100,000,000.00	K67,758,189.04
ZM1000004334	11	27/04/2020	27/04/2025	24.38	11/04/2023	1	79.44	K36,000,000.00	K30,432,186.25
ZM1000004797	12	31/05/2021	31/05/2028	24.00	04/11/2023	4	69.93	K1,079,190.00	K754,374.36
ZM1000004730	12	22/03/2021	22/03/2028	22.72	11/04/2023	4	69.82	K954,000.00	K666,097.74
ZM1000002999	13	29/08/2016	29/08/2026	21.60	04/11/2023	2	81.56	K925,060.00	K754,354.12
ZM1000004136	12	26/08/2019	26/08/2026	21.28	31/03/2023	3	79.58	K7,035,000.00	K5,605,629.73
ZM1000004656	11	25/01/2021	25/01/2026	21.02	11/04/2023	2	81.96	K305,000.00	K249,969.64
ZM1000004656	11	25/01/2021	25/01/2026	21.01	31/03/2023	2	81.57	K980,000.00	K799,405.46
ZM1000004136	12	26/08/2019	26/08/2026	20.97	11/04/2023	3	80.56	K1,489,000.00	K1,199,509.01
ZM1000003310	12	30/10/2017	30/10/2024	17.15	11/04/2023	1	98.68	K114,000.00	K112,493.94
ZM1000002197	13	27/05/2014	24/05/2024	16.90	31/03/2023	1	100.76	K992,000.00	K999,556.57