



SECURITIES AND EXCHANGE COMMISSION
Protecting Investors in the Capital Markets

GRZ Bonds Secondary Market Trade Summary Report

Date

Thursday, 6 April 2023

K679.26M

Total Nominal Value

K533.02M

Total Market Value

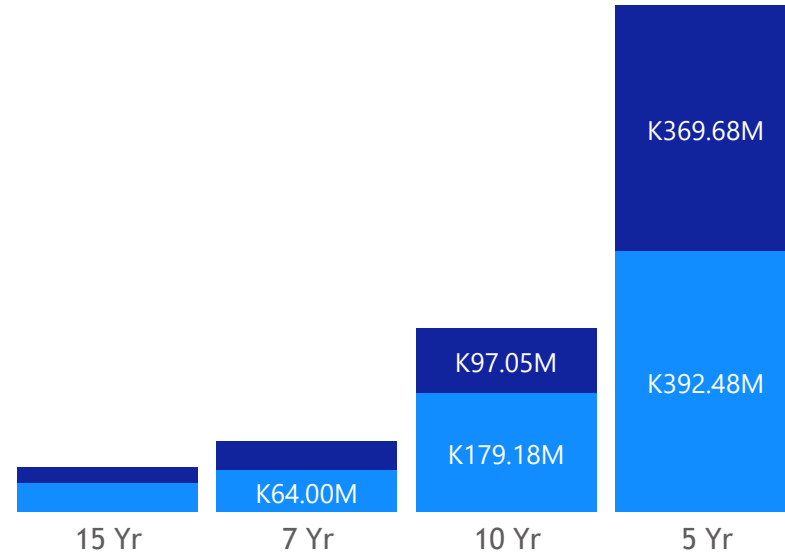
19

Number of Trades

Consideration and Nominal Value

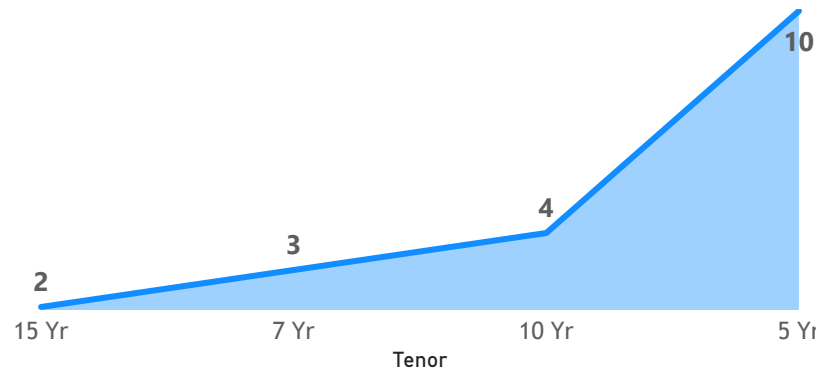
● Nominal Value ● Market Value

Nominal Value and Market Value



No. of Trades by Tenor

Number of trades



Average Price by Tenor (ZMW)

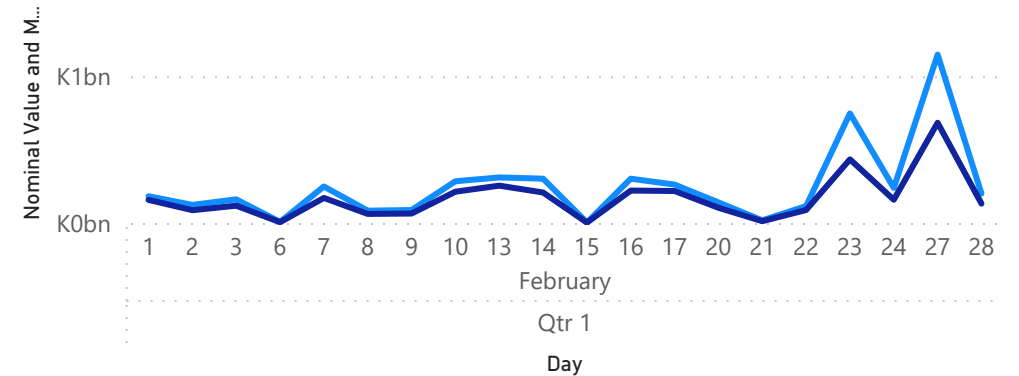
7 Yr	72.10
5 Yr	95.30
15 Yr	50.24
10 Yr	54.16

Average Yield by Tenor

7 Yr	23.50
5 Yr	15.75
15 Yr	28.88

February 2023 Activity

● Nominal Value ● Market Value



Disclaimer: This content is prepared from information received by the Commission through third-party reports. The content is indicative and intended for informational purposes only and shall not in any way be deemed to be investment advice, guidance or recommendation of the SEC. Users are responsible for making investment decisions and are advised to obtain independent professional advice before acting on or using this information.

GRZ Bonds Secondary Market Trade Summary Report

ISIN CODE	COUPON	ISSUE DATE	MATURITY DATE	AVERAGE YIELD	TRADE DATE/ VALUATION DATE	YEARS TO MATURITY	AVERAGE PRICE (ZMW)	NOMINAL VALUE	MARKET VALUE
ZM1000004466	14	27/07/2020	27/07/2035	28.88	06/04/2023	12	50.24	K43,600,000.00	K23,175,516.47
ZM1000004136	12	26/08/2019	26/08/2026	23.50	04/06/2023	3	75.60	K7,000,000.00	K5,295,166.01
ZM1000004136	12	26/08/2019	26/08/2026	23.50	06/04/2023	3	75.65	K7,000,000.00	K5,295,166.01
ZM1000004094	11	17/06/2019	17/06/2024	16.67	06/04/2023	1	94.08	K104,160,000.00	K101,636,655.97
ZM1000004094	11	17/06/2019	17/06/2024	15.30	04/06/2023	1	98.90	K208,320,000.00	K206,143,956.91