



SECURITIES AND EXCHANGE COMMISSION
Protecting Investors in the Capital Markets

GRZ Bonds Secondary Market Trade Summary Report

Date

Wednesday, 5 April 2023

K498.27M

Total Nominal Value

K312.05M

Total Market Value

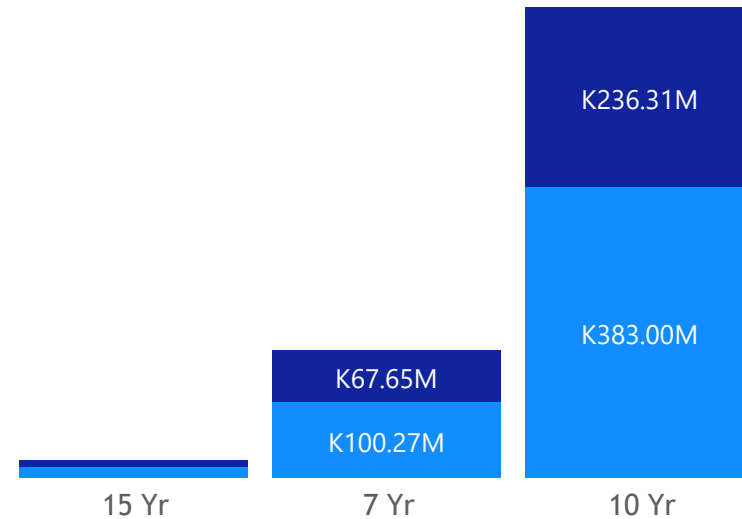
13

Number of Trades

Consideration and Nominal Value

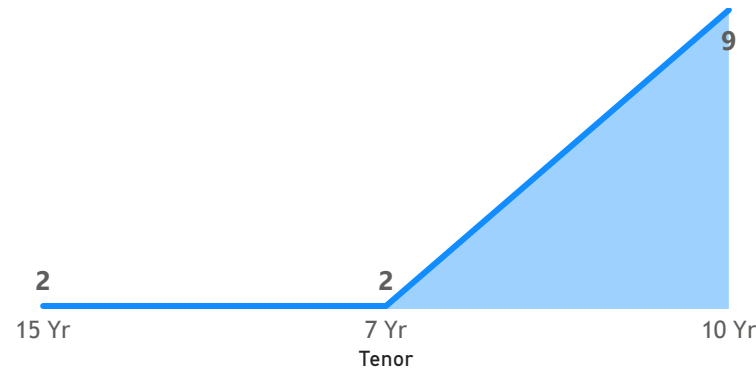
● Nominal Value ● Market Value

Nominal Value and Market Value



No. of Trades by Tenor

Number of trades



Average Price by Tenor (ZMW)

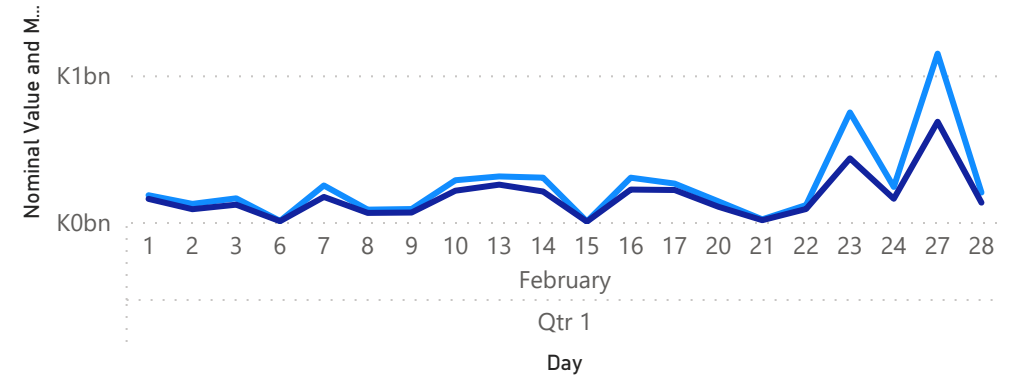
7 Yr: 79.43
15 Yr: 53.89
10 Yr: 62.53

Average Yield by Tenor

7 Yr: 23.01
15 Yr: 26.60

February 2023 Activity

● Nominal Value ● Market Value



Disclaimer: This content is prepared from information received by the Commission through third-party reports. The content is indicative and intended for informational purposes only and shall not in any way be deemed to be investment advice, guidance or recommendation of the SEC. Users are responsible for making investment decisions and are advised to obtain independent professional advice before acting on or using this information.

GRZ Bonds Secondary Market Trade Summary Report

ISIN CODE	COUPON	ISSUE DATE	MATURITY DATE	AVERAGE YIELD	TRADE DATE/ VALUATION DATE	YEARS TO MATURITY	AVERAGE PRICE (ZMW)	NOMINAL VALUE	MARKET VALUE
ZM1000005612	14	23/01/2023	23/01/2038	26.60	30/03/2023	14	53.89	K15,000,000.00	K8,082,974.58
ZM1000004797	12	31/05/2021	31/05/2028	25.02	30/03/2023	5	67.40	K100,000,000.00	K67,404,512.33
ZM1000003344	12	18/12/2017	18/12/2024	21.00	05/04/2023	1	91.45	K273,000.00	K249,653.35