



SECURITIES AND EXCHANGE COMMISSION
Protecting Investors in the Capital Markets

GRZ Bonds Secondary Market Trade Summary Report

Date

Tuesday, 4 April 2023

K422.97M

Total Nominal Value

K295.19M

Total Market Value

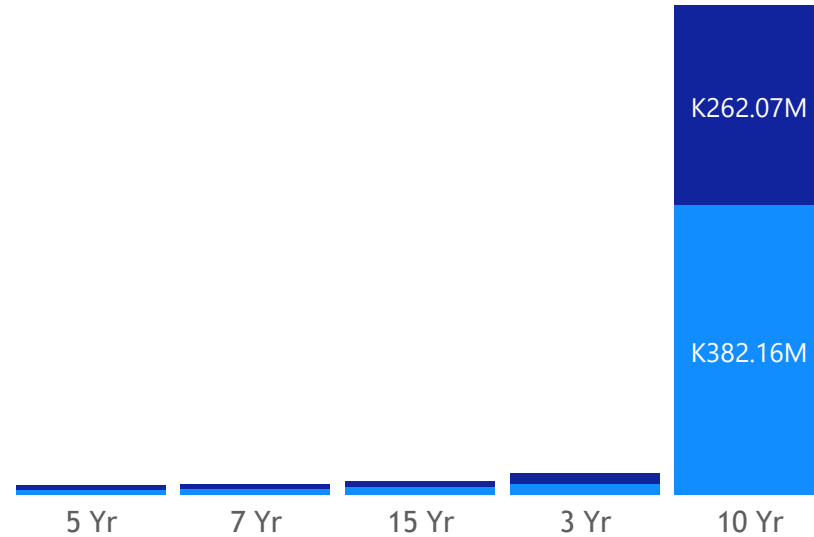
55

Number of Trades

Consideration and Nominal Value

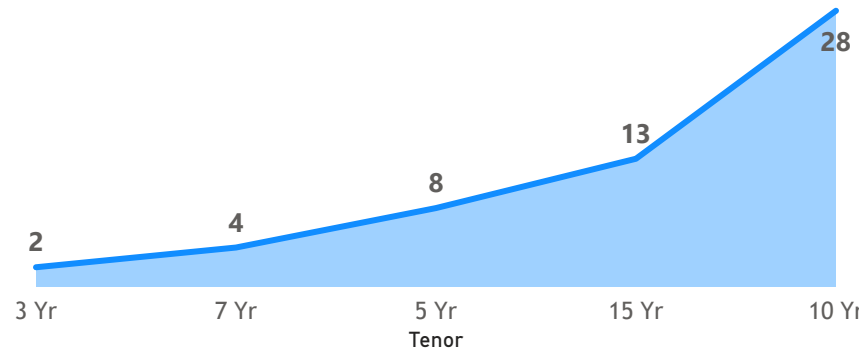
● Nominal Value ● Market Value

Nominal Value and Market Value



No. of Trades by Tenor

Number of trades



Average Price by Tenor (ZMW)

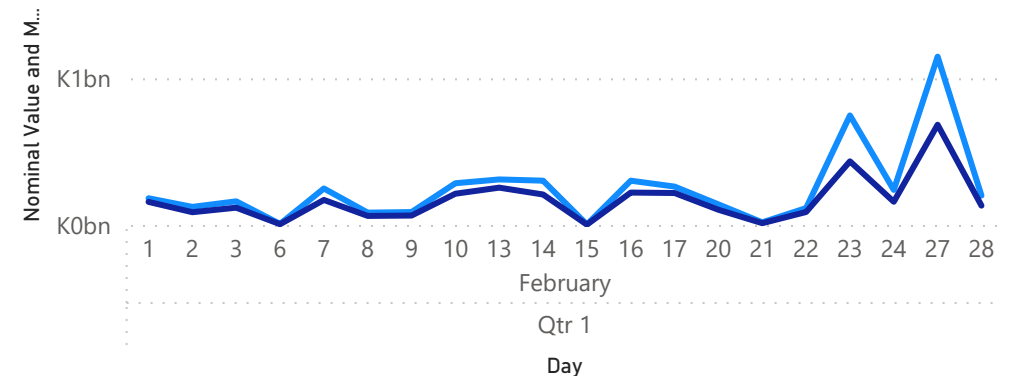
7 Yr	72.55
5 Yr	92.60
3 Yr	97.50
15 Yr	68.49
10 Yr	65.68

Average Yield by Tenor

7 Yr	23.71
5 Yr	17.49
3 Yr	13.90
15 Yr	24.86
10 Yr	24.61

February 2023 Activity

● Nominal Value ● Market Value



Disclaimer: This content is prepared from information received by the Commission through third-party reports. The content is indicative and intended for informational purposes only and shall not in any way be deemed to be investment advice, guidance or recommendation of the SEC. Users are responsible for making investment decisions and are advised to obtain independent professional advice before acting on or using this information.

GRZ Bonds Secondary Market Trade Summary Report

ISIN CODE	COUPON	ISSUE DATE	MATURITY DATE	AVERAGE YIELD	TRADE DATE/ VALUATION DATE	YEARS TO MATURITY	AVERAGE PRICE (ZMW)	NOMINAL VALUE	MARKET VALUE
ZM1000004672	13	25/01/2021	25/01/2031	28.00	04/04/2023	7	55.97	K10,000,000.00	K5,597,414.93
ZM1000005091	13	27/12/2021	27/12/2031	27.33	04/04/2023	8	56.71	K12,534,888.00	K6,959,576.73
ZM1000003252	14	05/07/2017	05/07/2032	27.00	04/04/2023	9	59.80	K234,378.00	K140,081.86
ZM1000005695	13	04/03/2023	04/03/2023	26.50	04/04/2023	0	53.57	K3,500,000.00	K1,874,811.10
ZM1000005612	14	23/01/2023	23/01/2038	26.25	28/03/2023	14	57.01	K350,000.00	K199,523.12
ZM1000003211	14	24/04/2017	24/04/2032	25.60	04/04/2023	9	66.08	K7,919,704.00	K5,230,909.92
ZM1000003872	14	23/04/2018	23/04/2033	25.41	04/04/2023	10	65.65	K761,000.00	K499,622.85
ZM1000005570	13	27/12/2022	27/12/2032	25.35	04/04/2023	9	59.71	K1,840,000.00	K1,098,704.45
ZM1000004797	12	31/05/2021	31/05/2028	25.25	04/04/2023	5	67.05	K7,804,668.00	K5,230,910.34
ZM1000001967	14	26/11/2012	23/11/2027	25.00	04/04/2023	4	76.07	K65,000.00	K49,443.55
ZM1000005406	14	22/08/2022	22/08/2037	24.91	29/03/2023	14	59.18	K1,273,000.00	K749,517.74
ZM1000003872	14	23/04/2018	23/04/2033	24.73	28/03/2023	10	66.81	K523,000.00	K349,398.68
ZM1000005570	13	27/12/2022	27/12/2032	24.67	28/03/2023	9	60.84	K328,000.00	K199,563.35
ZM1000005570	13	27/12/2022	27/12/2032	24.67	29/03/2023	9	60.96	K3,116,000.00	K1,899,480.17
ZM1000004342	12	27/04/2020	27/04/2027	23.10	04/04/2023	4	76.99	K225,000.00	K173,218.84
ZM1000003997	13	17/12/2018	17/12/2028	21.86	28/03/2023	5	75.40	K10,136,000.00	K7,598,643.96
ZM1000003997	13	17/12/2018	17/12/2028	21.79	29/03/2023	5	75.77	K702,000.00	K531,871.59
ZM1000004136	12	26/08/2019	26/08/2026	21.23	21/03/2023	3	79.12	K126,000.00	K99,685.39
ZM1000001140	14	22/11/2010	18/11/2025	21.00	04/04/2023	2	93.96	K162,000.00	K152,108.66
ZM1000004656	11	25/01/2021	25/01/2026	20.99	04/04/2023	2	81.88	K1,221,000.00	K999,699.78
ZM1000004656	11	25/01/2021	25/01/2026	20.54	28/03/2023	2	82.19	K243,000.00	K199,713.54
ZM1000004649	10	25/01/2021	25/01/2024	18.50	30/03/2023	0	93.71	K14,028,175.00	K13,392,064.44
ZM1000004334	11	27/04/2020	27/04/2025	17.00	04/04/2023	2	94.78	K4,009,208.00	K3,798,804.86
ZM1000004094	11	17/06/2019	17/06/2024	15.29	04/04/2023	1	98.92	K1,112,000.00	K1,099,974.22
ZM1000004094	11	17/06/2019	17/06/2024	15.07	28/03/2023	1	98.71	K303,000.00	K299,089.91
ZM1000004482	10	24/08/2020	24/08/2023	9.30	29/03/2023	0	101.29	K450,000.00	K455,790.11